




CONCRETE SOLUTIONS GUIDE



**LEARN
MORE**



<https://qrs.ly/t5f6mtu>

2023

MX FUEL™
EQUIPMENT

M18™
CORDLESS

M12™
CORDLESS

DUST
MANAGEMENT

LASERS

HAND
TOOLS

ACCESSORIES

PACKOUT™

PERSONAL
PROTECTIVE
EQUIPMENT



Milwaukee[®]

**THE WORLD LEADER
IN CORDLESS INNOVATION**

M12[™]
SYSTEM

M18[™]
SYSTEM

MX[™]
FUEL[™]
SYSTEM

DEDICATION TO THE TRADES

Since the company began in 1924, Milwaukee Tool has led the industry in both durability and performance. With an unwavering commitment to the trades, MILWAUKEE® continues to lead with a focus on providing innovative, cordless, trade-specific solutions. MILWAUKEE® is dedicated to delivering a steady stream of advanced solutions for the trades that offer increased productivity and unmatched durability.

GAME-CHANGING SOLUTIONS

At MILWAUKEE®, the phrase “good enough” doesn’t exist in our vocabulary. Our goal is to solve problems in ways that have never been done before. The result: tools and equipment that offer unmatched levels of performance, productivity and durability.



BUILT ON THE BEST FOUNDATION



REDLITHIUM™ BATTERIES

They last longer, think faster and work harder than all other professional LITHIUM-ION batteries. Built to withstand even the harshest environments, REDLITHIUM™ Batteries deliver more work over the life of the battery, no matter what the job.



MILWAUKEE® HIGH PERFORMANCE MOTORS

Highly advanced motor technology boosts efficiency, generating more power from a compact power source. That means the ultimate performance, durability and run-time comes in a smaller, lighter package.



REDLINK™ INTELLIGENCE

An advanced combination of hardware and software, REDLINK™ Intelligence enables full-circle communication between our batteries and tools, allowing for unmatched levels of performance, protection and productivity.

THE WORLD LEADER IN CORDLESS INNOVATION

Milwaukee Tool is committed to driving unrivaled performance and productivity for the professional trades through our groundbreaking developments in cordless technology.

Our leadership in cordless innovation has helped to shape the industry. We were the first to introduce LITHIUM-ION technology to power tools, and have achieved significant leaps forward in advanced motors, the most intelligent electronics, and connected tools.

This leadership allows us to continue providing a steady stream of solutions that exceed the demands of the trades.



REDLITHIUM™ BATTERIES

CELL TECHNOLOGY

Not all batteries are created equal. In our world-class battery lab, battery cells are engineered to deliver the highest performing packs on the jobsite.

PACK CONSTRUCTION

Unique patented designs protect every REDLITHIUM™ Battery, safeguarding your investment through drops, weather exposure, and harsh environments.

ROBUST ELECTRONICS

Innovative communication systems monitor cells, providing temperature and overload protection, while optimizing performance for every tool and battery combination.



MORE POWER | **MORE** RUN-TIME | **LONGER** BATTERY LIFE

POWERSTATE™ BRUSHLESS MOTORS

HIGH PERFORMANCE

MILWAUKEE's high performance POWERSTATE™ Brushless Motors contain top-grade rare earth magnets and greater copper content, delivering more power and torque for superior application performance.

PURPOSE BUILT

Each motor is uniquely engineered for the demands of the tool.

Motor-optimization ensures the perfect combination of performance, portability and productivity.



POWERSTATE™ BRUSHLESS MOTORS



LIGHT APPLICATIONS

HEAVY APPLICATIONS

LONGER MOTOR LIFE | **MORE** POWER | **MORE** RUN-TIME

REDLINK™ INTELLIGENCE

DURABILITY

Best-in-class thermal and overload monitoring protects tools in extreme jobsite conditions.

PRODUCTIVITY

Advanced communication features, such as DRIVE CONTROL™, allow users to quickly move from light to heavy applications with the touch of a button.

ONE-KEY™

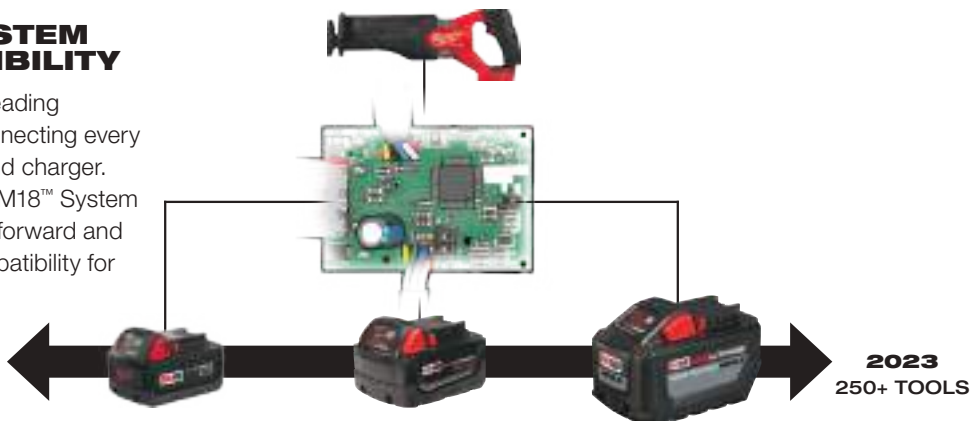
Get more out of your tools and equipment than ever before with integrated tool tracking, security and customization. ONE-KEY™ combines smarter tools with the industry's only free-to-use inventory management program.



FULL SYSTEM COMPATIBILITY

With industry-leading intelligence connecting every battery, tool, and charger. MILWAUKEE's M18™ System has upheld full forward and backward compatibility for over a decade.

2007
2 TOOLS



2023
250+ TOOLS

UNMATCHED PROTECTION | **OPTIMIZED PERFORMANCE** | **MORE PRODUCTIVITY**



THE WORLD LEADER IN CORDLESS INNOVATION



EQUIPMENT REDEFINED.
TRADE FOCUSED. SYSTEM WIDE.



PERFORMANCE DRIVEN.
TRADE FOCUSED. SYSTEM WIDE.



PORTABLE PRODUCTIVITY.
TRADE FOCUSED. SYSTEM WIDE.



ONE KEY™

UNLOCKING THE DIGITAL JOBSITE.™



SMART TOOLS
& EQUIPMENT



SYNC
WIRELESSLY



ONLINE + MOBILE
RECORD KEEPING

DIGITAL PLATFORM FOR
TOOLS & EQUIPMENT

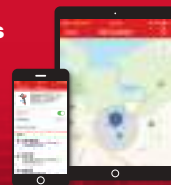
CUSTOMIZE. TRACK. MANAGE.



Customize
by dialing in
performance



Track your tools
& equipment
location from
anywhere



Lock and
disable
remotely



Manage
your assets
your way



See pages 12 – 17, 22 – 26 for
ONE-KEY™ Compatible Tools and Equipment



Apple, the Apple logo are trademarks of Apple Inc., registered in the U.S. and other countries.
App Store is a service mark of Apple Inc. Google Play and the Google Play logo are trademarks of Google Inc.

VISIT ONEKEY.MILWAUKEETOOL.CA
FOR MORE INFORMATION

DOWNLOAD THE
FREE APP NOW!





Nothing but **HEAVY DUTY.**



**EQUIPMENT REDEFINED
TRADE FOCUSED
SYSTEM WIDE**



**ALL MX FUEL™ BATTERIES FIT
ALL MX FUEL™ EQUIPMENT**



EQUIPMENT REDEFINED.

The MX FUEL™ Equipment System revolutionizes the light equipment market by delivering the performance, run-time and durability demanded by the trades without the hazards associated with emissions, noise, vibration and the frustrations of gas maintenance. This completely compatible system goes beyond the limitations of gasoline and power cord units, utilizing the industry's most advanced batteries, motors and electronics to deliver a best-in-class experience for users. This is Equipment Redefined.

1 REDLITHIUM™ BATTERY PACK

- Industry Leader in LITHIUM-ION Technology
- Patented Designs Protect Against Drops, Water and Harsh Environments
- Robust Electronics Optimize Performance for Every Equipment and Battery Combination





2 REDLINK PLUS™ INTELLIGENCE

- Most Advanced System of Equipment Electronics in the Industry
- Protects Equipment with Best-In-Class Thermal and Overload Monitoring
- Delivers In-Application Communication, Optimizing Equipment Performance



3 POWERSTATE™ BRUSHLESS MOTOR

- Engineered Uniquely for the Demands of Each Piece of Equipment
- Optimized for the Perfect Combination of Performance, Portability and Productivity
- Built with Maximum Copper Content and Top-Grade Rare Earth Magnets



**EQUIPMENT REDEFINED
TRADE FOCUSED
SYSTEM WIDE**



MX FUEL™ 14" Cut-Off Saw Kit

**NO
GAS
HEADACHES**

**FASTEST
CUTS FROM
START TO FINISH**

6 FT IN CONCRETE,
72 CUTS IN #5 REBAR
PER CHARGE



MXF314-2XC Specifications:

Blade Diameter	14"
Cut Depth	5"
Blade Arbor	1" / 20 mm
RPM	5,350
On-Board Water Delivery	Yes
Weight w/ Battery	32.1 lbs
Push Button Activation	Yes
ONE-KEY™ Compatible	Track and Manage.
Battery Compatibility	Fits All MX FUEL™ Battery Packs
Warranty	2 Year Equipment, Battery & Charger



Includes: (2) MX FUEL™ REDLITHIUM™ XC406 Battery Packs, MX FUEL™ Charger, Wrench, Hex Key, Quick Connect, Contractor Bag

Available Accessories: (Not Included)

- 49-93-7540**
14" Diamond Ultra Blade
- 49-93-7535**
12" Diamond Ultra Blade



Fastest Cutting,
Maximum
Run-Time

Additional Equipment: (Not Included)

- 3100**
MX FUEL™
14" Cut-Off Saw Cart
- 2820-21WS**
M18™ SWITCH TANK™
4-Gallon Backpack
Water Supply Kit



MX FUEL™ Breaker Kit

**MOST
PRODUCTIVE
LOWEST
VIBRATION**

**LIGHTEST
IN CLASS**

**2 TONS
PER
CHARGE**



MXF368-1XC Specifications:

Chuck Size	1-1/8" Hex
Blows per Minute	1,300
Impact Energy (ft/lbs)	50
Vibration	4.9 m/s ²
Soft Start	Yes
Weight w/ Battery	63.9 lbs
Push Button Activation	Yes
ONE-KEY™ Compatible	Track and Manage.
Battery Compatibility	Fits All MX FUEL™ Battery Packs
Warranty	2 Year Equipment, Battery & Charger



Includes: (1) MX FUEL™ REDLITHIUM™ XC406 Battery Pack, MX FUEL™ Charger, Cart, (3) Chisels

Available Accessories: (Not Included)

- 3600**
Breaker Cart



- 8960-20**
8 Gallon
Dust Extractor



- See pg. 49 for
available sizes
Hex Chisels



- 5321-DE**
Dust Extraction
Attachment



MX FUEL™ Handheld Core Drill Kit w/ Stand

**SAFER
HANDHELD
CORING**

**POWER TO CORE
6" HOLES
IN REINFORCED CONCRETE**

**EASIEST
CORING
ANYWHERE**



MXF301-2CXS Specifications:

Maximum Bit Capacity	6"
RPMs Low / High	790 / 1,550
Spindle Size	1-1/4"-7
Wet / Dry Coring	Both
On-Board Water Delivery	Yes
Stand Included	Yes
Weight: Machine w/ CP Battery	21.6 lbs
Weight: Stand Only	29.0 lbs
Push Button Start	Yes
ONE-KEY™ Compatible	Track and Manage.
Battery Compatibility	Fits All MX FUEL™ Battery Packs
Warranty	2 Year Equipment, Battery & Charger

Includes: (1) MX FUEL™ REDLITHIUM™ XC406 Battery Pack, (1) MX FUEL™ REDLITHIUM™ CP203 Battery Pack, MX FUEL™ Charger, Compact Core Drill Stand, Trigger Lock, 5/8"-11 Bit Adapter, Quick Connect, Hard Case with Wheels

MX FUEL™ Handheld Core Drill Kit



MXF301-2CP Specifications:

Maximum Bit Capacity	6"
RPMs Low / High	790 / 1,550
Spindle Size	1-1/4"-7
Wet / Dry Coring	Both
On-Board Water Delivery	Yes
Weight w/ Battery	21.6 lbs
Push Button Start	Yes
ONE-KEY™ Compatible	Track and Manage.
Battery Compatibility	Fits All MX FUEL™ Battery Packs
Warranty	2 Year Equipment, Battery & Charger

Includes: (2) MX FUEL™ REDLITHIUM™ CP203 Battery Packs, MX FUEL™ Charger, Trigger Lock, 5/8"-11 Bit Adapter, Quick Connect, Hard Case with Wheels

Available Accessories for MXF301-2CP & MXF301-2CXS: (Not Included)

2820-21WS
M18™ SWITCH TANK™
4-Gallon Backpack
Water Supply Kit



See pg. 54 for available sizes
Diamond Ultra Wet
Core Bits



8960-20
8 Gallon Dust Extractor



See pg. 55 for available sizes
Diamond Ultra Dry
Core Bits



5319-DE
Dry Coring
Dust Extractor Attachment



48-17-6005
Bit Adapter



3000
Compact Core Drill Stand



MX FUEL™ Concrete Vibrator Kit

POWER
TO PUSH
2.5" HEAD

ELIMINATES
CORDS,
NO TRIPPING HAZARDS

45 YDS³
PER CHARGE,
2" HEAD, 14' WHIP



MXF370-2XC

Specifications:

Maximum Head Size	2-1/2"
Maximum Shaft Length	21 ft
Quick Connect	Yes
Weight w/ Battery	23 lbs
Push Button Start	Yes
Shoulder Strap Included	Yes
Lanyard Hook	Yes
ONE-KEY™ Compatible	Track and Manage
Battery Compatibility	Fits All MX FUEL™ Batteries
Wireless Remote Included	Yes
Compatible w/ Oztec	Yes
Warranty	2 Year Equipment, Battery & Charger



Includes: (2) MX FUEL™ REDLITHIUM™ XC406 Battery Packs, MX FUEL™ Charger, Shoulder Strap, Remote

MX FUEL™ Backpack Concrete Vibrator Kit

POWER
TO PUSH
2.5" HEAD

NO GAS
HEADACHES

70 YDS³
PER CHARGE,
1-1/2" HEAD, 7' WHIP



MXF371-2XC

Specifications:

Maximum Head Size	2-1/2"
Maximum Shaft Length	21 ft
Quick Connect	Yes
Weight w/ Battery	34.5 lbs
Push Button Start	Yes
Removable Harness	Yes
ONE-KEY™ Compatible	Track and Manage.
Battery Compatibility	Fits All MX FUEL™ Batteries
Wireless Remote Included	Yes
Compatible w/ Oztec	Yes
Warranty	2 Year Equipment, Battery & Charger



Includes: (2) MX FUEL™ REDLITHIUM™ XC406 Battery Packs, MX FUEL™ Charger, MX FUEL™ Concrete Vibrator Remote

Available Accessories for MXF370-2XC & MXF371-2XC:
(Not Included)

48-37-5010 1" Head		48-37-7007 7' Shaft	
48-37-5015 1-1/2" Head		48-37-7010 10' Shaft	
48-37-5020 2" Head		48-37-7014 14' Shaft	
48-37-5025 2-1/2" Head		48-37-7021 21' Shaft	

MX FUEL™ Vibratory Screed Kit

POWER
TO PULL
16' BAR

NO GAS
HEADACHES

2 HOURS
PER CHARGE,
w/ 12' BAR



MXF381-2CP Specifications:

VPM	4,000 – 9,000
Bar Range	4 – 16 ft
Adjustable Handlebars	Yes
Kickstand	Yes
Weight w/ Battery	37 lbs
Push Button Start:	Yes
ONE-KEY™ Compatible	Track and Manage.
Battery Compatibility	Fits All MX FUEL™ Battery Packs
Compatible w/ MBW Bars	Yes
Warranty	2 Year Equipment, Battery & Charger



Includes: (2) MX FUEL™ REDLITHIUM™ CP203 Battery Pack, MX FUEL™ Charger, (1) 9/16" Wrench

Available Accessories:
(Not Included)

Accessories

- 48-38-2004 4 ft Screed Bar
- 48-38-2006 6 ft Screed Bar
- 48-38-2008 8 ft Screed Bar
- 48-38-2010 10 ft Screed Bar
- 48-38-2012 12 ft Screed Bar
- 48-38-2014 14 ft Screed Bar
- 48-38-2016 16 ft Screed Bar



MX FUEL™ CARRY-ON™ 3600W/1800W Power Supply Kit

POWER
MORE
ON DEMAND

PORTABLE
POWER
ANYWHERE

MORE
EFFICIENT
POWER



MXF002-2XC Specifications:

Peak Watts	3,600W
Running Watts	1,800W
Outlets	(2) 120V 15A Outlets
Inverter Output	Pure Sine Wave
Integrated Charger	Yes
Push Button Start	Yes
Sound Level	60 dB(a)
ONE-KEY™ Compatible	Track and Manage.
Ground Fault Isolated	Yes
Intended For	One 15 Amp Tool
Battery Compatibility	Fits All MX FUEL™ Battery Packs
Warranty	2 Year Equipment and Battery



Includes: (2) MX FUEL™ REDLITHIUM™ XC406 Battery Packs, Detachable Charger Cord

**GROUND
FAULT
ISOLATED**

MX FUEL™ ROCKET™ Tower Light/Charger Kit

MOST
PORTABLE
10' LIGHT
INSIDE / OUTSIDE

27,000
LUMENS OF
TASK OR AREA LIGHTING

WITHSTANDS
THE STORM



MXF041-1XC Specifications:

Max Lumens	27,000
Modes	High / Med / Low
Collapsed Height	44"
Extended Height	10'
Width	20.8"
Depth	24.8"
Weight w/ Battery	110 lbs
Ingress Rating	Outdoor Use
Push Button Start	Yes
ONE-KEY™ Compatible	Customize. Track. Manage.
Battery Compatibility	Fits All MX FUEL™ Battery Packs
Warranty	2 Year Equipment and Battery

Includes: (1) MX FUEL™
REDLITHIUM™ XC406 Battery Pack



MX FUEL™ Batteries and Charger



MX FUEL™ REDLITHIUM™ XC406 Battery

MXFXC406

Specifications:

Compatibility	Fits All MX FUEL™ Equipment
Charge Duration	90 min
Capacity	6.0 Ah
Fuel Gauge	Yes
REDLINK™ Intelligence	Yes
ONE-KEY™ Compatible	Yes
Warranty	2 Year



MX FUEL™ REDLITHIUM™ CP203 Battery

MXFCP203

Specifications:

Compatibility	Fits All MX FUEL™ Equipment
Charge Duration	45 min
Capacity	3.0 Ah
Fuel Gauge	Yes
REDLINK™ Intelligence	Yes
ONE-KEY™ Compatible	No
Warranty	2 Year



MX FUEL™ REDLITHIUM™ XC406 Battery/Charger Expansion Kit

MXFC-2XC

Includes: (2) MX FUEL™ REDLITHIUM™
XC406 Battery Packs, MX FUEL™ Charger



MX FUEL™ Charger

MXFC

Specifications:

Compatibility	Charges All MX FUEL™ Batteries
Charge Speed	Charges MX FUEL™ CP203 Battery in 45 min Charges MX FUEL™ XC406 Battery in 90 min
REDLINK™ Intelligence	Yes
On-Board Fan	Yes
Cell Voltage Monitoring	Yes
On-Board Indicator Light	Yes
Warranty	2 Year



COMING



MX FUEL™ 20" Plate Compactor



**MX FUEL™
36" Walk-Behind Trowel**



**MX FUEL™
24" Walk-Behind
Edging Trowel**

SOON



**MX FUEL™ 6" Green
Concrete Saw**



**MX FUEL™
Core Rig w/ Stand**



**MX FUEL™
REDLITHIUM™
HD12.0
Battery Pack**



**MX FUEL™
REDLITHIUM™
XC8.0
Battery Pack**



**MX FUEL™
SUPERCHARGER**





Nothing but **HEAVY DUTY.**



**PERFORMANCE DRIVEN
TRADE FOCUSED
SYSTEM WIDE**





**ALL M18™ TOOLS FIT
M18™ BATTERIES**

250+ TOOLS



M18 FUEL™

DRIVEN TO OUTPERFORM.™

POWER TO CUT REINFORCED CONCRETE

UP TO **50% LIGHTER** THAN GAS

NO GAS HEADACHES

1 POWERSTATE™ BRUSHLESS MOTOR

2 REDLINK PLUS™ INTELLIGENCE

3 REDLITHIUM™ HIGH OUTPUT™ HD12.0 BATTERY PACK



DEDICATED TO THE CONCRETE TRADES

Milwaukee Tool is the world leader in cordless innovation and we're committed to delivering innovative solutions to concrete users that increase productivity and safety. MILWAUKEE® is known for their world-leading M12™, M18™ and MX FUEL™ battery-powered systems, the ground-breaking performance of their innovations, safety solutions, jobsite lighting and clean-up, time-saving accessories, and innovative hand tool and PACKOUT™ Modular Storage solutions. MILWAUKEE's steady stream of advanced, trade-specific solutions offers concrete users the ability to get the job done faster and more productively, unhindered by gas or cords.

M18™ DRILLING & FASTENING



M18 FUEL
2767-22R
 1/2" High Torque Impact Wrench Kit w/ Friction Ring w/ (2) XC5.0 Resistant Batteries
2767-21B
 w/ (1) XC5.0 Battery
2767-20
 Tool-Only
Related Accessory:
 49-16-2767 Protective Boot



M18 FUEL
2863-22R
 1/2" High Torque Impact Wrench Kit w/ Friction Ring w/ ONE-KEY™ w/ (2) XC5.0 Resistant Batteries
2863-20
 Tool-Only



M18 FUEL
2962-22R
 1/2" Mid-Torque Impact Wrench w/ Friction Ring Kit w/ (2) XC5.0 Resistant Batteries
2962-20
 Tool-Only
Related Accessories:
 49-16-2962 Lanyard Loop
 49-16-2960 Protective Boot



M18 FUEL
2854-22R
 3/8" Compact Impact Wrench w/ Friction Ring Kit w/ (2) XC5.0 Resistant Batteries
2854-22CT
 w/ (2) CP2.0 Batteries
2854-20
 Tool-Only
Related Accessory:
 49-16-2854 Protective Boot



M18 FUEL
2904-22
 1/2" Hammer Drill/Driver Kit w/ (2) XC5.0 Batteries
2904-20
 Tool-Only



M18 FUEL
2806-22
 1/2" Hammer Drill/Driver Kit w/ ONE-KEY™ w/ (2) XC5.0 Batteries
2806-20
 Tool-Only



M18 FUEL
2953-22
 1/4" Hex Impact Driver Kit w/ (2) XC5.0 Batteries
2953-20
 Tool-Only
Related Accessory:
 49-16-2953 Protective Boot



M18 FUEL
2857-22
 1/4" Hex Impact Driver Kit w/ ONE-KEY™ w/ (2) XC5.0 Batteries
2857-22CT
 w/ (2) CP2.0 Batteries
2857-20
 Tool-Only



UP TO **1,400** FT-LBS NUT-BUSTING TORQUE

MOST COMPACT
MOST REPEATABLE
 TORQUE

M18™ ROTARY HAMMERS



2612-20
M18™ 5/8" SDS Plus Rotary Hammer
Related Accessory:
2509-22 M12™ HAMMERVAC™ Universal Dust Extractor Kit



M18 FUEL
2713-20
1" SDS Plus D-Handle Rotary Hammer
Related Accessory:
2509-22 M12™ HAMMERVAC™ Universal Dust Extractor Kit



M18 FUEL
2912-22DE
1" SDS Plus Rotary Hammer & HAMMERVAC™ Dedicated Dust Extractor Kit w/ (2) HIGH OUTPUT™ XC6.0 Batteries
2912-22
w/ (2) HIGH OUTPUT™ XC6.0 Batteries
2912-20
Tool-Only
2912-DE
HAMMERVAC™ 1" Dedicated Dust Extractor



M18 FUEL
2914-22DE
1" SDS Plus Rotary Hammer w/ ONE-KEY™ & HAMMERVAC™ Dedicated Dust Extractor Kit w/ (2) HIGH OUTPUT™ XC6.0 Batteries
2914-20
Tool-Only



M18 FUEL
2915-22DE
1-1/8" SDS Plus Rotary Hammer w/ ONE-KEY™ & HAMMERVAC™ Dedicated Dust Extractor Kit w/ (2) HIGH OUTPUT™ XC6.0 Batteries
2915-20
Tool-Only
2915-DE
HAMMERVAC™ 1-1/8" Dedicated Dust Extractor



M18 FUEL
2916-22DE
1-1/4" SDS Plus D-Handle Rotary Hammer w/ ONE-KEY™ Dust Extractor Kit
2916-22
1-1/4" SDS Plus D-Handle Rotary Hammer Kit w/ ONE-KEY™
2916-20
Tool-Only
2916-DE
HAMMERVAC™ 1-1/4" Dedicated Dust Extractor



M18 FUEL
2717-22HD
1-9/16" SDS Max Rotary Hammer Kit w/ (2) HIGH OUTPUT™ XC8.0 Batteries
2717-20
Tool-Only



M18 FUEL
2718-22HD
1-3/4" SDS Max Rotary Hammer Kit w/ ONE-KEY™ w/ (2) HIGH OUTPUT™ HD12.0 Batteries

M18™ CONCRETE FINISHING

M18™ CUTTING & CORING



M18 FUEL
2910-21
4" Concrete Pencil Vibrator Kit w/ (1) HIGH-OUTPUT XC6.0 Battery
2910-20
Tool-Only



M18 FUEL
2911-21
8" Concrete Pencil Vibrator Kit w/ (1) HIGH-OUTPUT XC6.0 Battery
2911-20
Tool-Only



M18 FUEL
2786-22HD
9" Cut-Off Saw Kit w/ ONE-KEY™ w/ (2) HIGH OUTPUT™ HD12.0 Batteries
2786-20
Tool-Only



2820-21WS
M18™ SWITCH TANK™ 4-Gallon Backpack Water Supply Kit w/ (1) XC3.0 Battery
SWITCH TANK™ Related Accessories:
49-16-28WS 4-Gallon Water Supply Tank Assembly
49-16-28CS 4-Gallon Concrete Sprayer Tank Assembly
49-16-28PS 4-Gallon Sprayer Tank Assembly

M18™ METALWORKING



M18 FUEL

2782-22
Metal Cutting Circular Saw Kit
2782-20
Tool-Only



M18 FUEL

2984-20
Variable Speed, Braking Die Grinder,
Paddle Switch w/ ONE-KEY™



M18 FUEL

2829-22
Compact Band Saw Kit
w/ (2) HIGH OUTPUT™ CP3.0 Batteries
2829-20
Tool-Only



M18 FUEL

2729-22
Deep Cut Band Saw Kit
2729-20
Tool-Only
Related Accessory:
48-39-0601 44-7/8" 8/10 TPI Extreme
Metal Deep Cut Band Saw Blades (3 pk)



M18 FUEL

2982-20
8" Metal Cutting Circular Saw
Related Accessory:
48-40-4515 8" 42T Metal & Stainless
Cutting Circular Saw Blade




M18 FUEL

2990-21HD
14" Abrasive Chop Saw Kit
w/ (1) HIGH OUTPUT™ HD12.0 Battery
2990-20
Tool-Only
Related Accessory:
49-94-1405 14" x 3/32" x 1"
Cut-Off Wheel (Type 1)



M18 FUEL

2788-22HD
1-1/2" Lineman Magnetic Drill
Kit w/ (2) HIGH OUTPUT™
XC8.0 Batteries



M18 FUEL

2880-22
4-1/2" / 5" Grinder Paddle Switch,
No-Lock Kit w/ (2) HIGH OUTPUT™
XC6.0 Batteries
2880-20
Tool-Only



M18 FUEL

2886-20
5" Flathead Braking Grinder,
Paddle Switch No-Lock



M18 FUEL

2980-22
4-1/2" - 6" Braking Grinder Kit
Paddle Switch, No-Lock
w/ (2) HIGH OUTPUT™
XC6.0 Batteries
2980-20
Tool-Only



M18 FUEL

2785-20
7" / 9" Large Angle Grinder
Related Accessories:
49-40-6120 7" / 9" Large Angle
Grinder Cutting Shroud
49-40-6105 7" Universal Surface
Grinding Dust Shroud

Related Accessories:
Compatible with 2880 and 2882
49-40-6110 Cutting Dust Shroud
49-40-6100 Surface Grinding Dust Shroud
49-40-6101 Surface Grinding Dust Shroud

M18™ CARPENTRY**M18 FUEL****2830-21HD**7-1/4" Rear Handle Circular Saw Kit
w/ (1) HIGH OUTPUT™ HD12.0 Battery**2830-20**

Tool-Only

Related Accessories:

48-41-0713 7-1/4" 24T Framing Wood

Circular Saw Blades (10 pk)

48-41-0723 7-1/4" 24T Framing Wood

Circular Saw Blades (10 pk)

**M18 FUEL****2732-21HD**7-1/4" Circular Saw Kit
w/ (1) HIGH OUTPUT™
HD12.0 Battery**2732-20**

Tool-Only

Related Accessories:

48-41-0710 7-1/4" 24T Framing Wood

Circular Saw Blades (10 pk)

48-41-0720 7-1/4" 24T Framing Wood

Circular Saw Blades (10 pk)

**M18 FUEL****2739-21HD**12" Dual Bevel Sliding Compound
Miter Saw Kit w/ ONE-KEY™
w/ (1) HIGH OUTPUT™ HD12.0 Battery**2739-20**

Tool-Only

Related Accessory:

48-08-0551 Folding Miter Saw Stand

**M18 FUEL****2736-21HD**8-1/4" Table Saw Kit w/ ONE-KEY™
w/ (1) HIGH OUTPUT™ HD12.0 Battery**2736-20**

Tool-Only

**M18 FUEL****2836-21**Oscillating Multi-Tool Kit
w/ (1) XC5.0 Battery**2836-20**

Tool-Only

**M18 FUEL****2832-20**

3" x 18" Belt Sander

**M18 FUEL****2831-21**

6-1/2" Plunge Track Saw Kit

2831-20

Tool-Only

Related Accessories:

48-08-0571 55" Guide Rail

48-08-0572 106" Guide Rail

48-08-0573 Guide Rail Clamps

48-40-0624 6-1/2" 24T General

Purpose Track Saw Blade

48-40-0670 6-1/2" 4T Fiber

Cement Track Saw Blade

**M18 FUEL****2723-20**

Compact Router

Related Accessory:

48-10-5601 Compact

Router Plunge Base

**M18 FUEL****2737-20**

D-Handle Jig Saw

**M18 FUEL****2821-22**SAWZALL® Reciprocating Saw Kit
w/ (2) XC5.0 Batteries**2821-21**

w/ (1) XC5.0 Battery

2821-20

Tool-Only

**M18 FUEL****2722-21HD**SUPER SAWZALL® Reciprocating Saw Kit
w/ (1) HIGH OUTPUT™ HD12.0 Battery**2722-20**

Tool-Only

Related Accessory:
Compatible with 2821 and 2722
48-00-5226 9" 5 TPI Wood THE AX™
w/ Carbide Teeth SAWZALL® Blade**M18 FUEL****2839-21CT**15 Gauge Finish Nailer Kit
w/ (1) CP2.0 Battery**2839-20**

Tool-Only

**M18 FUEL****2841-21CT**16 Gauge Angled Finish Nailer Kit
w/ (1) CP2.0 Battery**2841-20**

Tool-Only

**M18 FUEL****2745-21**30° Framing Nailer Kit
w/ (1) XC5.0 Battery**2745-20**

Tool-Only

**M18 FUEL****2744-21**21° Framing Nailer Kit
w/ (1) XC5.0 Battery**2744-20**

Tool-Only

M18™ TASK LIGHTING



2131-20
M18™ ROCKET™ Dual Power Tower Light
Related Accessory:
42-55-2137 M18™ ROCKET™
Tower Light Carry Bag



2136-21
M18™ ROCKET™ Tower Light/Charger Kit
w/ (1) HIGH OUTPUT™ XC8.0 Battery



2145-20
M18™ RADIUS™
Compact Site Light



2146-20
M18™ RADIUS™ Compact
Site Light w/ ONE-KEY™



2150-20
M18™ RADIUS™ Site Light/Charger
w/ ONE-KEY™



2151-20
M18™ RADIUS™ Site Light

M18™ STARTER KITS



HIGH OUTPUT
RAPIDCHARGER
48-59-1200
M18™ REDLITHIUM™
HIGH OUTPUT™ HD12.0
System Starter Kit



HIGH OUTPUT
RAPIDCHARGER
48-59-1880
M18™ REDLITHIUM™
HIGH OUTPUT™ XC8.0
System Starter Kit



HIGH OUTPUT
48-59-1835
M18™ REDLITHIUM™
HIGH OUTPUT™ CP3.0
System Starter Kit



48-59-1850
M18™ REDLITHIUM™ XC5.0
System Starter Kit



M18™ CHARGERS



RAPIDCHARGER
48-59-1802
M18™ Dual Bay Simultaneous
Rapid Charger



RAPIDCHARGER
48-59-1807
M18™ and M12™
Rapid Charge Station



NEW

RAPIDCHARGER
48-59-1809
M18™ PACKOUT™
Six Bay Rapid Charger

M18™ POWER SUPPLY



NEW

2845-20
M18™ CARRY-ON™
3600W/1800W Power Supply



M18 REDLITHIUM™**HIGH OUTPUT™****50%**
**MORE POWER
& RUNS COOLER**
vs REDLITHIUM™**HIGH OUTPUT™
CP****HIGH OUTPUT™
XC****HIGH OUTPUT™
HD****CP****XC****HD**

LIGHT DEMAND

FITS **M18** TOOLS

HEAVY DEMAND

CPLess weight and
smaller size**HIGH OUTPUT****48-11-1835** **48-11-1837**
M18™ REDLITHIUM™
HIGH OUTPUT™ CP3.0
Battery Pack 2-Pack**48-11-1820**
M18™ REDLITHIUM™
CP2.0 Battery Pack**XC**More power and run-time,
great performance for
all demands**HIGH OUTPUT****48-11-1880**
M18™ REDLITHIUM™
HIGH OUTPUT™ XC8.0
Battery Pack**HIGH OUTPUT****48-11-1865**
M18™ REDLITHIUM™
HIGH OUTPUT™ XC6.0
Battery Pack**48-11-1850**
M18™ REDLITHIUM™
XC5.0 Battery Pack**48-11-1850R**
M18™ REDLITHIUM™
XC5.0 Resistant
Battery Pack**48-11-1840**
M18™ REDLITHIUM™
XC4.0 Battery Pack**48-11-1828**
M18™ REDLITHIUM™
XC3.0 Battery Pack**HD**Best performance
for High demand
applications**HIGH OUTPUT****48-11-1812**
M18™ REDLITHIUM™
HIGH OUTPUT™
HD12.0 Battery Pack**48-11-1862**
2-Pack**48-11-1852**
2-Pack**48-11-1851**
10-Pack**48-11-1822**
2-Pack

MILWAUKEE® is committed to improving productivity by providing performance-driven and trade-focused solutions so users can perform an entire day's work on one battery system.

*Due to the physical size increase of the M18™ REDLITHIUM™ HIGH OUTPUT™ HD12.0, it does not fit the following tools prior to a 6/1/2018 manufacturing date without applicable service part: 2787-20, 2788-20, 2771-20, 2122-20, 2130-20, 2135-20, 2361-20, 2145-20, 2146-20, 2360-20. MILWAUKEE® is committed to protecting end user's investments, offering FREE service upgrades for the listed products to any customer that purchases a HIGH OUTPUT™ HD12.0 battery pack (starting summer 2018 you will be able to visit eService to request your service upgrade).

Milwaukee

Nothing but **HEAVY DUTY.**



M12

**PORTABLE PRODUCTIVITY
TRADE FOCUSED
SYSTEM WIDE**



**ALL M12™ TOOLS FIT
M12™ BATTERIES**

125+ TOOLS



M12 FUEL™

DRIVEN TO OUTPERFORM.™

DEDICATED TO THE CONCRETE TRADES

Milwaukee Tool is the world leader in cordless innovation and we're committed to delivering innovative solutions to concrete users that increase productivity and safety. MILWAUKEE® is known for their world-leading M12™, M18™ and MX FUEL™ battery-powered systems, the ground-breaking performance of their innovations, safety solutions, jobsite lighting and clean-up, time-saving accessories, and innovative hand tool and PACKOUT™ Modular Storage solutions. MILWAUKEE's steady stream of advanced, trade-specific solutions offers concrete users the ability to get the job done faster and more productively, unhindered by gas or cords.



UP TO
75%
FASTER
DRILLING

UP TO
70%
LESS
VIBRATION

UP TO
2X
MORE
RUN-TIME

M12™ ROTARY HAMMERS



M12 FUEL

2416-21XC
5/8" SDS Plus Rotary Hammer
Kit w/ (1) XC4.0 Battery

Related Accessory:
2509-22 M12™ HAMMERVAC™
Universal Dust Extractor Kit

M12™ FASTENING



M12 FUEL

2555-22
1/2" Stubby Impact Wrench Kit
w/ (1) CP2.0 Battery and
(1) XC4.0 Battery

2555-20
Tool-Only

Related Accessory:
49-16-2554 M12 FUEL™ Stubby
Impact Wrench Protective Boot



M12 FUEL

2554-22
3/8" Stubby Impact Wrench Kit
w/ (1) CP2.0 Battery and
(1) XC4.0 Battery

2554-20
Tool-Only

Related Accessory:
49-16-2554 M12 FUEL™ Stubby
Impact Wrench Protective Boot

M12™ METALWORKING



M12 FUEL

2529-21XC
Compact Band Saw Kit
w/ (1) XC4.0 Battery

2529-20
Tool-Only

Related Accessory:
49-39-0631 30-9/16" 12/14 TPI
Extreme Metal Compact
Band Saw Blades (3 pk)



M12™ CARPENTRY



M12 FUEL

2526-21XC
Oscillating Multi-Tool Kit
w/ (1) XC4.0 Battery

2526-20
Tool-Only

M12™ STARTER KITS



48-59-2440
M12™ REDLITHIUM™
XC4.0 System Starter Kit



48-59-2420
M12™ REDLITHIUM™
CP2.0 System Starter Kit



ONE-KEY™ TRACKING TAGS



48-21-2301
ONE-KEY™ BLUETOOTH®
Tracking Tag (1 Pc.)



48-21-2302
ONE-KEY™ BLUETOOTH®
Tracking Tag (2 Pc.)



48-21-2310
ONE-KEY™ BLUETOOTH®
Tracking Tag (10 Pc.)

M12 REDLITHIUM™

HIGH OUTPUT™

25%
MORE POWER
& RUNS COOLER
VS REDLITHIUM™



Less weight
and smaller size



More power
and run-time

- NEW**
- HIGH OUTPUT**
48-11-2425
M12™ REDLITHIUM™ HIGH OUTPUT™
CP2.5 Battery Pack
- 48-11-2430**
M12™ REDLITHIUM™
CP3.0 Battery Pack
- 48-11-2420**
M12™ REDLITHIUM™
CP2.0 Battery Pack
- 48-11-2401** **48-11-2411**
M12™ REDLITHIUM™ 2-Pack
CP1.5 Battery Pack

- NEW**
- HIGH OUTPUT**
48-11-2450
M12™ REDLITHIUM™ HIGH OUTPUT™
XC5.0 Battery Pack
- 48-11-2460**
M12™ REDLITHIUM™
XC6.0 Battery Pack
- 48-11-2440**
M12™ REDLITHIUM™
XC4.0 Battery Pack
- 48-11-2402** **48-11-2412**
M12™ REDLITHIUM™ 2-Pack
XC3.0 Battery Pack

M12™ CHARGERS



48-59-1204
M12™ Four Bay
Sequential Charger



RAPIDCHARGER
48-59-1807
M18™ and M12™
Rapid Charge Station

PERSONAL LIGHTING

MILWAUKEE® delivers the industry's first line of trade focused, high performance personal lights designed to ADAPT, PERFORM AND SURVIVE. Built to withstand the toughest conditions on and off the jobsite, MILWAUKEE® lights combine the best cordless battery and LED technology delivering convenient, portable solutions that increase productivity and safety.



REDLITHIUM™ USB

RECHARGEABLE



ALL DAY
RUN-TIME*

MORE
RECHARGES

3X FASTER
CHARGE TIME**

POWERED BY



*Dependent on mode selection and based on 10 hour work day
**Compared to 0.5a charge rate



2116-21
REDLITHIUM™ USB
BEACON™ Hard Hat Light Kit



2161-21
REDLITHIUM™ USB
1,100L Twist Focus Flashlight



2160-21
REDLITHIUM™ USB
800L Compact Flashlight



DUST COMPLIANCE MADE SIMPLE

UNIVERSAL CORDLESS SOLUTIONS FITS ALL BRANDS

MILWAUKEE® provides universal dust management solutions that deliver the simplest way to be compliant for the lowest cost of ownership.



**NO HOSES
NO CORDS**



FLOOR CEILING DUST MANAGEMENT








Whether drilling, coring, chipping, cutting or surfacing, MILWAUKEE® offers a full range of dust management solutions for the most common silica-producing applications.




















MILWAUKEE® is committed to providing safe and versatile silica dust management solutions that help address the OSHA regulation on respirable crystalline silica dust (29 CFR 1926.1153). MILWAUKEE® dust management solutions are focused on enhancing productivity. From the most universal dust extraction solutions fitting all major brands to a full range of products for floor-to-ceiling dust management, this is compliance made simple.

DUST MANAGEMENT SOLUTIONS

DEDICATED DRILLING SOLUTIONS: SDS PLUS ROTARY HAMMERS

Tool	Attachment	OSHA COMPLIANCE
 2912-20	 2912-DE	<div style="border: 2px solid black; padding: 10px; display: inline-block;"> <h1>TABLE 1</h1> <h2>COMPLIANCE</h2> </div>
 2914-22DE w/ ONE-KEY™		
 2915-20 w/ ONE-KEY™	 2915-DE	
 2916-20 w/ ONE-KEY™	 2916-DE	

UNIVERSAL CHIPPING SOLUTIONS













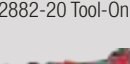
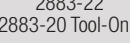



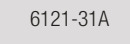
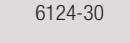
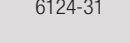
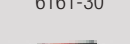

		OSHA COMPLIANCE				
						
Tool	Attachment	8960-20	0910-20	0920-20,0920-22HD	0930-22HD	0885-20,0885-21HD
ALL SDS MAX ROTARY HAMMERS & DEMOLITION HAMMERS  *ALSO COMPATIBLE WITH SDS PLUS ROTARY HAMMER 	 SDS Max Chisel Boot 5318-DE					
MX FUEL™ BREAKER MXF368-1XC   	 Breaker Dust Extraction Attachment 5321-DE	 (Included in Attachment) 49-90-1959	 1-7/8" Dust Extraction Adapter Kit 49-90-1980	 1-7/8" Dust Extraction Adapter Kit 49-90-1980	 2-1/2" Dust Extraction Adapter Kit 49-90-2000	 (Included w/ 0885-20, 0885-21HD) 31-01-0320

UNIVERSAL DRILLING SOLUTIONS













OSHA COMPLIANCE

Tool	Attachment	OSHA COMPLIANCE				
		 8960-20	 0910-20	 0920-20, 0920-22HD	 0930-22HD	 0885-20, 0885-21HD
ALL SDS PLUS ROTARY HAMMERS 	 TABLE 1 COMPLIANCE 2509-20, 2509-22	N/A	N/A	N/A	N/A	N/A
	 OBJECTIVE DATA COMPLIANCE 48-03-3035	N/A	N/A	N/A	N/A	N/A
	 48-03-3035	(Included in 8960-20) 49-90-1957				N/A
	 5261-DE	(Included in 8960-20) 49-90-1958				5261-DE Connects Directly to 0885-20, 0885-21HD
	 SDS Max Vacuum Bits	(Included in 8960-20) 49-90-1957				N/A
ALL SDS MAX ROTARY HAMMERS 	 SDS Max Vacuum Bits	(Included in 8960-20) 49-90-1957				N/A
	 5319-DE	(Included in 5319-DE) 49-90-1959	 1-7/8" Dust Extraction Adapter Kit 49-90-1980	 1-7/8" Dust Extraction Adapter Kit 49-90-1980	 2-1/2" Dust Extraction Adapter Kit 49-90-2000	
ALL SDS MAX ROTARY HAMMERS *ALSO COMPATIBLE WITH SDS PLUS ROTARY HAMMERS 	 5317-DE	(Included in 5317-DE) 49-90-1959				 (Included in 0885-20, 0885-21HD) 31-01-0320

DUST MANAGEMENT SOLUTIONS

Tool	Attachment	Adapter	Extractor	Compliance Method				
				Table 1	Objective Data			
Small Angle Grinders								
 6141-30	 Surface Grinding Dust Shroud 49-40-6101	 Hose Clip Adapter* 49-90-1959 +  Dust Extraction Adapter* 49-90-1960	 8 Gallon Dust Extractor 8960-20	✓				
 6141-31				✓				
 6142-30				✓				
 6142-31				✓				
 6143-31				✓				
 2880-22 (2880-20 Tool-Only)				✓				
 2881-22 (2881-20 Tool-Only)				✓				
 2882-22 (2882-20 Tool-Only)				✓				
 2883-22 (2883-20 Tool-Only)				✓				
 6121-31A				 Cutting Dust Shroud 49-40-6110	 Hose Clip Adapter* 49-90-1959	 8 Gallon Dust Extractor 8960-20	✓	
 6124-30							✓	
 6124-31							✓	
 6161-30							✓	
 6161-31							✓	
 6161-31							✓	

*Included in the 8 Gallon Dust Extractor (8960-20)

Tool	Attachment	Adapter	Extractor	Compliance Method	
				Table 1	Objective Data
Large Angle Grinders					
 6088	 7" Universal Surface Grinding Dust Shroud 49-40-6105	 Hose Clip Adapter* 49-90-1959	 8 Gallon Dust Extractor 8960-20		✓
 6089		 Dust Extraction Adapter* 49-90-1960			✓
 2785-22HD, 2785-21HD (2785-20 Tool-Only)	 7" / 9" Large Angle Grinder Cutting Shroud 49-40-6120	 Hose Clip Adapter* 49-90-1959			✓
Cut-Off Saws					
 2786-22HD (2786-20 Tool-Only)	 M18™ SWITCH TANK™ 4-Gallon Backpack Water Supply Kit 2820-21WS	N/A	N/A	✓	
 MXF314-2XC		N/A	N/A	✓	

*Included in the 8 Gallon Dust Extractor (8960-20)

COMPLIANCE METHODS

TABLE 1

(Compliance through OSHA's Specified Control Methods)

Rotary Drilling / Chipping

Drill or chip with a commercial dust collection system. Filtration must have a minimum 99% efficiency and a filter cleaning mechanism.

Cutting / Grinding

Use a shroud that is attached to a dust extractor with a suction rate of at least 25CFM per inch of wheel diameter. The dust extractor filter must have a minimum 99% efficiency and a filter cleaning mechanism.

Cut-Off Saws / Coring

Use saw equipped with integrated water delivery system that continuously feeds water to the blade.

OBJECTIVE DATA

Data provided by the manufacturer that demonstrates users are below the PEL (Permissible Exposure Limit) when using engineered control methods such as MILWAUKEE® HAMMERVAC™ Units or Dust Shrouds.

Reference milwaukeetool.ca for details on objective data.

DUST MANAGEMENT SOLUTIONS

DRILLING



M18 FUEL
2916-DE
HAMMERVAC™ 1-1/4"
Dedicated Dust Extractor
2915-DE
HAMMERVAC™ 1-1/8"
Dedicated Dust Extractor
2912-DE
HAMMERVAC™ 1"
Dedicated Dust Extractor



2509-22
M12™ HAMMERVAC™
Universal Dust Extractor Kit
Related Accessories:
49-90-2302 Nozzle
49-90-2343 Dust Box, Filter



48-03-3035
SDS Plus DUST TRAP™
Drilling Shroud
48-03-3135
(10 pk)

Related Accessory:
48-03-3235 Replacement
Sleeves (5 pk)



5317-DE
SDS Max Dust
Extraction Attachment



5261-DE
Vacuum Assisted
Dust Extractor

VACUUM BITS & ADAPTERS

MET Part #	Description
48-20-2102	7/16" x 7-7/8" x 13" SDS Plus Vacuum Bit
48-20-2106	1/2" x 7-7/8" x 13" SDS Plus Vacuum Bit
48-20-2110	9/16" x 9-1/2" x 14" SDS Plus Vacuum Bit
48-20-2114	5/8" x 9-1/2" x 14" SDS Plus Vacuum Bit
48-20-2118	3/4" x 9-1/2" x 14" SDS Plus Vacuum Bit
48-20-2152	5/8" x 15-3/4" x 23-1/2" SDS Max Vacuum Bit
48-20-2156	3/4" x 15-3/4" x 23-1/2" SDS Max Vacuum Bit

MET Part #	Description
48-20-2160	7/8" x 15-3/4" x 23-1/2" SDS Max Vacuum Bit
48-20-2164	1" x 17-1/2" x 25-1/4" SDS Max Vacuum Bit
48-20-2168	1-1/8" x 27-1/2" x 35" SDS Max Vacuum Bit
48-20-2172	1-3/8" x 27-1/2" x 35" SDS Max Vacuum Bit
48-20-2100	SDS Plus Vacuum Bit Adapter
48-20-2150	SDS Max Vacuum Bit Adapter

CORING



2820-21WS
M18™ SWITCH TANK™ 4-Gallon
Backpack Water Supply Kit
Related Accessories:
49-16-28WS 4-Gallon Water
Supply Tank Assembly
49-16-28CS 4-Gallon Concrete
Sprayer Tank Assembly
49-16-28PS 4-Gallon Sprayer
Tank Assembly



5319-DE
Dry Coring Dust
Extraction Attachment



2820-21WS
M18™ SWITCH TANK™ 4-Gallon
Backpack Water Supply Kit
Related Accessories:
49-16-28WS 4-Gallon Water
Supply Tank Assembly
49-16-28CS 4-Gallon Concrete
Sprayer Tank Assembly
49-16-28PS 4-Gallon Sprayer
Tank Assembly



49-40-6110
Cutting Dust
Shroud



49-40-6120
7" / 9" Large
Angle Grinder
Cutting Shroud

SURFACING



49-40-6101
Surface Grinding
Dust Shroud



49-40-6100
Surface Grinding
Dust Shroud



49-40-6105
7" Universal Surface
Grinding Dust Shroud

CHIPPING



5321-DE
Breaker Dust
Extraction Attachment



5318-DE
SDS Max Chisel Boot

DUST EXTRACTOR SOLUTIONS



M18 FUEL
0885-21HD
3-in-1 Backpack Vacuum
Kit w/ (1) HIGH OUTPUT™
XC8.0 Battery
0885-20
Tool-Only
Related Accessories:
49-90-1963 HEPA Filter
49-90-1964 9' Accessory Hose



8960-20
8 Gallon Dust Extractor

ACCESSORIES & ADAPTERS



49-90-1957
Power Tool Adapter



49-90-1958
Hose Sleeve



49-90-1959
Hose Clip Adapter



49-90-1960
Dust Extraction Adapter

M12TM

ALL-DAY RUN-TIME. BEST VISIBILITY.*



3632-21
M12™ Green Laser Kit – 360° 3-Plane
w/ (1) XC4.0 Battery



3624-21
M12™ Green Laser Kit – Cross Line & 4-Points
w/ (1) M12™ REDLITHIUM™ CP 3.0 Battery



3622-21
M12™ Green Laser Kit – Cross Line & Plumb Points w/ (1) CP3.0 Battery

POWERED BY

REDLITHIUM
USB

RECHARGEABLE

ALL-DAY RUN-TIME. UNCOMPROMISED VISIBILITY.



3522-21
USB Rechargeable Green Laser – Cross Line & Plumb Points w/ (1) REDLITHIUM™ USB3.0 Battery



3521-21
USB Rechargeable Green Laser – Cross Line w/ (1) REDLITHIUM™ USB3.0 Battery

Related Accessories:
Compatible with MILWAUKEE® Lasers

48-35-1211 165' Laser Line Detector
48-35-1411 72" Laser Tripod
48-35-1511 12' Telescoping Laser Pole

48-35-1313 Laser Track Clip
48-35-1311 360° Laser Bracket

HAND TOOLS

ULTIMATE PRODUCTIVITY
SUPERIOR PERFORMANCE

STUD™

INDUSTRY'S MOST
DURABLE TAPE MEASURE




LONGEST LASTING BLADE



- High Density Nylon Coating wraps 360° around the blade
- Blade resists tearing from repetitive bending and fast blade retractions
- Blade resists wear, delivering numbers and markings that last 10X longer

17' REACH*

SURVIVES 80' DROP**



*Based on maximum extension of average professional user

**Functional after 80' drop on packed soil

TAPE MEASURES



MET Part #	Description
48-22-9725	25ft STUD™ Tape Measure with 17' Reach*
48-22-9735	35ft STUD™ Tape Measure with 17' Reach*
48-22-0225	25ft Wide Blade Tape Measure with 17' Reach*
48-22-0235	35ft Wide Blade Tape Measure with 17' Reach*
48-22-0240	40ft Wide Blade Tape Measure with 17' Reach*



MEASURING WHEEL



MET Part #	Description
48-22-5112	12" Digital Measuring Wheel

LONG TAPES



MET Part #	Description
48-22-5201	100ft Steel Open Reel Long Tape
48-22-5230	300ft Steel Open Reel Long Tape
48-22-9803	330ft Laser Distance Meter

CHALK REELS



MET Part #	Description
48-22-3982	100ft Bold Line Chalk Reel & Blue Chalk Refill
48-22-3986	100ft Bold Line Chalk Reel & Red Chalk Refill
48-22-3910	100ft Extra Bold Large Capacity Chalk Reel

INKZALL™



MET Part #	Description
48-22-3260	INKZALL™ Extra Large Chisel Tip Black Jobsite Marker
48-22-3250	3 Pc INKZALL™ Large Chisel Tip Black Jobsite Markers



HAMMERS



MET Part #	Description
48-22-9310	3 lbs Fiberglass Drilling Hammer
48-22-9016	17oz Milled Face Hammer

PLIERS



MET Part #	Description
48-22-6502	9" High Leverage Lineman's Pliers

CONCRETE LEVELS



MET Part #	Description
MLCON24	24" REDSTICK™ Concrete Level
MLCON48	48" REDSTICK™ Concrete Level
MLCON72	72" REDSTICK™ Concrete Level

FASTBACK™



MET Part #	Description
48-22-1505	FASTBACK™ 6in1 Folding Utility Knife
48-22-1540	FASTBACK™ 5in1 Folding Knife




INKZALL™
JOBSITE MARKERS



UP TO
5x
LIFE
IN REBAR

**FULL RANGE
SOLID HEAD
CARBIDE**



MX4™ 4-CUTTER SDS PLUS DRILL BITS

Diameter	Usable Length	Length	1 Pack	Bulk	Monster Pack
5/32"	4"	6"	48-20-7308	-	-
3/16"	2"	4"	48-20-7310	48-20-7910 (15 pk)	-
3/16"	4"	6"	48-20-7311	48-20-7911 (15 pk)	48-20-7990 (100 pk)
3/16"	6"	8"	48-20-7312	48-20-7912 (15 pk)	-
3/16"	8"	10"	48-20-7313	-	-
3/16"	10"	12"	48-20-7314	-	-
1/4"	2"	4"	48-20-7330	48-20-7930 (15 pk)	-
1/4"	4"	6"	48-20-7331	48-20-7931 (15 pk)	48-20-7994 (100 pk)
1/4"	6"	8"	48-20-7332	48-20-7932 (15 pk)	-
1/4"	8"	10"	48-20-7334	-	-
1/4"	10"	12"	48-20-7335	-	-
5/16"	4"	6"	48-20-7341	48-20-7941 (15 pk)	-
5/16"	10"	12"	48-20-7344	-	-
3/8"	4"	6"	48-20-7351	48-20-7951 (10 pk)	-
3/8"	10"	12"	48-20-7354	48-20-7954 (10 pk)	-
3/8"	16"	18"	48-20-7357	-	-
7/16"	4"	6"	48-20-7361	-	-

Diameter	Usable Length	Length	1 Pack
1/2"	16"	18"	48-20-7377
9/16"	4"	6"	48-20-7381
9/16"	10"	12"	48-20-7384
9/16"	16"	18"	48-20-7387
5/8"	6"	8"	48-20-7200
5/8"	10"	12"	48-20-7203
5/8"	16"	18"	48-20-7206
3/4"	6"	8"	48-20-7210
3/4"	8"	10"	48-20-7212
3/4"	10"	12"	48-20-7215
3/4"	16"	18"	48-20-7220
7/8"	6"	8"	48-20-7225
7/8"	8"	10"	48-20-7228
7/8"	10"	12"	48-20-7230
7/8"	16"	18"	48-20-7236
1"	8"	10"	48-20-7240
1"	16"	18"	48-20-7246



This product complies with ANSI B212.15 standard

MX4™ 4-CUTTER SDS PLUS DRILL BITS

Diameter	Usable Length	Length	1 Pack	Bulk	Monster Pack
7/16"	10"	12"	48-20-7364	-	-
1/2"	4"	6"	48-20-7371	48-20-7971 (10 pk)	-
1/2"	10"	12"	48-20-7374	48-20-7974 (10 pk)	-

Diameter	Usable Length	Length	1 Pack
1-1/8"	8"	10"	48-20-7250
1-1/8"	16"	18"	48-20-7256
1-1/4"	16"	18"	48-20-7266



This product complies with ANSI B212.15 standard

MX4™ 4-CUTTER SDS PLUS DRILL BIT KITS

Part No.	48-20-7498	48-20-7499	48-20-7662	48-20-7663
Description	5 Pc SDS Plus MX4™ Kit	6 Pc SDS Plus MX4™ Kit	6 Pc SDS Plus MX4™ and Chisel Kit	8 Pc SDS Plus MX4™ Kit
Includes	(1) 3/16" x 4", (1) 1/4" x 6", (1) 5/16" x 6", (1) 3/8" x 6", (1) 1/2" x 6"	(1) 3/16" x 6", (1) 1/4" x 6", (1) 5/16" x 6", (1) 3/8" x 6", (1) 1/2" x 6", (1) 5/8" x 8"	(1) 5/32" x 6", (1) 3/16" x 6", (1) 1/4" x 6", (1) 3/8" x 6", (1) 5-1/2" Bull Point Chisel, (1) 5-1/2" Flat Chisel	(1) 5/32" x 6", (1) 3/16" x 4", (1) 3/16" x 6", (1) 1/4" x 4", (1) 1/4" x 6", (1) 5/16" x 6", (1) 3/8" x 6", (1) 1/2" x 6"



This product complies with ANSI B212.15 standard

MX4™ 4-CUTTER SDS MAX DRILL BITS

Diameter	Usable Length	Length	1 Pack
3/8"	8"	13"	48-20-3901
1/2"	8"	13"	48-20-3902
1/2"	12"	17"	48-20-3903
1/2"	16"	21"	48-20-3904
1/2"	24"	29"	48-20-3905
1/2"	31"	36"	48-20-3906
1/2"	54"	60"	48-20-3909
9/16"	8"	13"	48-20-3910
9/16"	16"	21"	48-20-3912
5/8"	8"	13"	48-20-3916
5/8"	12"	17"	48-20-3917
5/8"	16"	21"	48-20-3918
5/8"	24"	29"	48-20-3920
5/8"	31"	36"	48-20-3922
5/8"	54"	60"	48-20-3923
11/16"	16"	21"	48-20-3926
3/4"	8"	13"	48-20-3930
3/4"	12"	17"	48-20-3931
3/4"	16"	21"	48-20-3932

Diameter	Usable Length	Length	1 Pack
3/4"	24"	29"	48-20-3934
3/4"	31"	36"	48-20-3936
13/16"	17"	21"	48-20-3938
27/32"	17"	21"	48-20-3942
7/8"	8"	13"	48-20-3944
7/8"	12"	17"	48-20-3945
7/8"	17"	21"	48-20-3946
7/8"	24"	29"	48-20-3947
7/8"	31"	36"	48-20-3949
1"	8"	13"	48-20-3952
1"	12"	17"	48-20-3953
1"	17"	21"	48-20-3954
1"	24"	29"	48-20-3955
1"	31"	36"	48-20-3956
1-1/16"	18"	23"	48-20-3958
1-1/8"	8"	13"	48-20-3965
1-1/8"	12"	17"	48-20-3964
1-1/8"	17"	21"	48-20-3966
1-1/8"	24"	29"	48-20-3969

Diameter	Usable Length	Length	1 Pack
1-1/8"	31"	36"	48-20-3967
1-1/4"	10"	15"	48-20-3970
1-1/4"	18"	23"	48-20-3972
1-1/4"	24"	29"	48-20-3973
1-1/4"	31"	36"	48-20-3974
1-3/8"	12"	17"	48-20-3975
1-3/8"	18"	23"	48-20-3980
1-3/8"	24"	29"	48-20-3981
1-3/8"	31"	36"	48-20-3983
1-7/16"	18"	23"	48-20-3984
1-1/2"	12"	17"	48-20-3986
1-1/2"	18"	23"	48-20-3988
1-1/2"	24"	29"	48-20-3985
1-1/2"	31"	36"	48-20-3987
1-9/16"	18"	23"	48-20-3990
1-5/8"	18"	23"	48-20-3991
1-3/4"	18"	23"	48-20-3992
2"	18"	23"	48-20-3993



This product complies with ANSI B212.15 standard



UP TO
30%
FASTER



M/2™ 2-CUTTER SDS PLUS DRILL BITS

Diameter	Usable Length	Length	1 Pack	Bulk	Monster Pack
5/32"	2"	4"	48-20-7400	48-20-7500 (25 pk)	-
5/32"	4"	6"	48-20-7401	48-20-7501 (25 pk)	-
3/16"	2"	4"	48-20-7410	48-20-7510 (25 pk)	48-20-7810 (200 pk)
3/16"	4"	6"	48-20-7411	48-20-7511 (25 pk)	48-20-7811 (200 pk)
3/16"	6"	8"	48-20-7412	48-20-7512 (25 pk)	-
3/16"	8"	10"	48-20-7413	48-20-7513 (25 pk)	-
3/16"	10"	12"	48-20-7414	48-20-7514 (25 pk)	-
3/16"	12"	14"	48-20-7415	48-20-7515 (25 pk)	-
3/16"	14"	16"	48-20-7416	48-20-7516 (25 pk)	-
7/32"	4"	6"	48-20-7421	48-20-7521 (25 pk)	-
7/32"	6"	8"	48-20-7422	48-20-7522 (25 pk)	-
7/32"	8"	10"	48-20-7424	48-20-7524 (25 pk)	-
7/32"	12"	14"	48-20-7425	48-20-7525 (25 pk)	-
7/32"	14"	16"	48-20-7426	48-20-7526 (25 pk)	-
1/4"	2"	4"	48-20-7430	48-20-7530 (25 pk)	48-20-7830 (200 pk)
1/4"	4"	6"	48-20-7431	48-20-7531 (25 pk)	48-20-7831 (200 pk)
1/4"	6"	8"	48-20-7432	48-20-7532 (25 pk)	-
1/4"	8"	10"	48-20-7433	48-20-7533 (25 pk)	-
1/4"	10"	12"	48-20-7434	48-20-7534 (25 pk)	-
1/4"	12"	14"	48-20-7435	48-20-7535 (25 pk)	-

Diameter	Usable Length	Length	1 Pack	Bulk	Monster Pack
1/4"	14"	16"	48-20-7436	48-20-7536 (25 pk)	-
1/4"	18"	20"	48-20-7438	-	-
5/16"	4"	6"	48-20-7441	48-20-7541 (25 pk)	48-20-7841 (150 pk)
5/16"	10"	12"	48-20-7444	-	-
3/8"	4"	6"	48-20-7451	48-20-7551 (20 pk)	48-20-7851 (125 pk)
3/8"	6"	8"	48-20-7452	-	-
3/8"	8"	10"	48-20-7453	-	-
3/8"	10"	12"	48-20-7454	48-20-7554 (20 pk)	-
3/8"	16"	18"	48-20-7457	-	-
3/8"	22"	24"	48-20-7459	-	-
7/16"	4"	6"	48-20-7461	-	-
7/16"	10"	12"	48-20-7464	-	-
7/16"	16"	18"	48-20-7467	-	-
1/2"	4"	6"	48-20-7471	48-20-7571 (15 pk)	48-20-7871 (100 pk)
1/2"	8"	10"	48-20-7473	-	-
1/2"	10"	12"	48-20-7474	48-20-7574 (15 pk)	-
1/2"	16"	18"	48-20-7477	-	-
1/2"	22"	24"	48-20-7479	-	-
9/16"	4"	6"	48-20-7481	-	-
9/16"	10"	12"	48-20-7484	-	-

POWER TOOL ACCESSORIES

DISRUPTIVE INNOVATION

M/2™ 2-CUTTER SDS PLUS DRILL BITS

Diameter	Usable Length	Length	1 Pack	Bulk	Monster Pack
9/16"	16"	18"	48-20-7487	-	-
5/8"	4"	6"	48-20-7601	-	-
5/8"	6"	8"	48-20-7602	48-20-7702 (10 pk)	-
5/8"	10"	12"	48-20-7604	-	-
5/8"	16"	18"	48-20-7607	-	-
5/8"	22"	24"	48-20-7609	-	-
11/16"	6"	8"	48-20-7058	-	-
3/4"	6"	8"	48-20-7061	-	-
3/4"	8"	10"	48-20-7063	-	-

Diameter	Usable Length	Length	1 Pack	Bulk	Monster Pack
3/4"	10"	12"	48-20-7065	-	-
3/4"	16"	18"	48-20-7066	-	-
3/4"	22"	24"	48-20-7067	-	-
7/8"	6"	8"	48-20-7071	-	-
7/8"	10"	12"	48-20-7072	-	-
7/8"	16"	18"	48-20-7075	-	-
1"	8"	10"	48-20-7080	-	-
1"	16"	18"	48-20-7085	-	-



This product complies with ANSI B212.15 standard

M/2™ 2-CUTTER SDS PLUS KIT

Part No.	48-20-7490	48-20-7673
Description	5 Pc SDS Plus M/2™ Kit	8 Pc SDS Plus M/2™ 2-Cutter Drill Bit Kit
Includes	(1) 3/16" x 4", (1) 1/4" x 6", (1) 5/16" x 6", (1) 3/8" x 6", (1) 1/2" x 6"	(1) 5/32" x 4" x 6", (1) 3/16" x 2" x 4", (1) 3/16" x 4" x 6", (1) 1/4" x 2" x 4", (1) 1/4" x 4" x 6", (1) 5/16" x 4" x 6", (1) 3/18" x 4" x 6", (1) 1/2" x 4" x 6"



This product complies with ANSI B212.15 standard

SDS PLUS CONCRETE SCREW INSTALLATION DRILL BITS

Diameter	Usable Length	Length	Concrete Screw Diameter Size	1 Pack	25 Pack (Bulk)
5/32"	2"	5"	3/16"	48-20-7090	-
5/32"	3"	6"	3/16"	48-20-7096	48-20-7196
5/32"	4"	7"	3/16"	48-20-7091	48-20-7191
3/16"	2"	5"	1/4"	48-20-7097	-
3/16"	3"	6"	1/4"	48-20-7098	48-20-7198
3/16"	4"	7"	1/4"	48-20-7092	48-20-7192



This product complies with ANSI B212.15 standard

SDS PLUS CONCRETE SCREW INSTALLATION KIT

Part No.	48-20-7497
Description	7 Pc SDS Plus Concrete Screw Install Kit
Includes	(1) 5/32" x 7" M/2™ 2-Cutter SDS Plus Drill Bit with Hex, (1) 3/16" x 7" M/2™ 2-Cutter SDS Plus Drill Bit with Hex, (1) SHOCKWAVE Impact Duty™ T25 2" TORX® Driver Bit, (1) SHOCKWAVE Impact Duty™ T30 2" TORX® Driver Bit, (1) 1/4" SHOCKWAVE Impact Duty™ Concrete Screw Nut Driver, (1) 5/16" SHOCKWAVE Impact Duty™ Concrete Screw Nut Driver



This product complies with ANSI B212.15 standard

TORX® is a registered trademark of Acument™ Global Technologies.



SDS PLUS

SLEDGE™

SELF-SHARPENING CHISELS

STAYS SHARPER LONGER.™








REINFORCED EDGES

**MAXIMUM
DURABILITY**







SELF-SHARPENING















SDS PLUS SLEDGE™ SELF-SHARPENING CHISELS

Tip Type	Style	Application	Size	Part No.
	SLEDGE™ SDS Plus Self-Sharpening Bull Point	Starts a hole in concrete slabs, general chipping and breaking	10"	48-62-6050
	SLEDGE™ SDS Plus Self-Sharpening Flat Chisel	General chipping and breaking	3/4" x 10"	48-62-6052
	SLEDGE™ SDS Plus Scaling Chisel	Cleans concrete, scale, rust, cuts troughs and some asphalt	1-1/2" x 10"	48-62-6056
	SLEDGE™ SDS Plus Tile Chisel	Removes tiles, laminates and other composite materials, removes concrete spillage	1-7/8" x 9-1/2"	48-62-6030
	SLEDGE™ SDS Plus Mortar Knife	Mortar removal between bricks/tuckpoints	1/4" x 8" 3/8" x 8"	48-62-6048 48-62-6049

SDS MAX SLEDGE™ SELF-SHARPENING CHISELS

Tip Type	Style	Application	Size	Part No.
	SLEDGE™ SDS Max Self-Sharpening Bull Point	Starts a hole in concrete slabs, general chipping and breaking	16"	48-62-4250
	SLEDGE™ SDS Max Self-Sharpening Flat Chisel	General chipping and breaking	1" x 16"	48-62-4252
	SLEDGE™ SDS Max Scraping Chisel	Surface scraping	2" x 12"	48-62-4089
	SLEDGE™ SDS Max Scaling Chisel	Cleans concrete, scale, rust, cuts troughs and some asphalt	2" x 15"	48-62-4084
	SLEDGE™ SDS Max Scaling Chisel (25 pk)		3" x 12"	48-62-4087
	SLEDGE™ SDS Max Tile Chisel	Removes tiles, laminates and other composite materials, removes concrete spillage	2" x 15"	48-62-4258
	SLEDGE™ SDS Max Floor Scraper	Removes flooring such as linoleum and laminate	6" x 6" x 25"	48-62-4096
	Floor Scraper Replacement Blade	-	1.5 mm	48-62-1906
	Floor Scraper Replacement Fastener Kit	-	-	48-62-1911
	Floor Scraper Replacement Hold Down Plate	-	-	48-62-1901

SDS PLUS CHISELS










Tip Type	Style	Application	Size	1 Pack	25 Pack (Bulk)
	Bull Point	Starts a hole in concrete slabs, general chipping and breaking	5-1/2"	48-62-6012	-
			10"	48-62-6010	48-62-6110
	Flat Chisel	General chipping and breaking	3/4" x 5-1/2"	48-62-6014	-
			3/4" x 10"	48-62-6015	48-62-6115
	Scaling Chisel	Cleans concrete, scale, rust, cuts troughs and some asphalt	1-3/16" x 5-1/2"	48-62-6022	-
			1-1/2" x 10"	48-62-6020	48-62-6120
	Tile Chisel	Removes tiles, laminates and other composite materials, removes concrete spillage	3" x 6"	48-62-6058	-
	Concrete Channel Chisel	Creates a channel to run conduit in concrete	7/8" x 10"	48-62-6024	-
	Winged Channel Chisel	Creates a channel to run conduit in a block wall, wings aid in depth control	1" x 10"	48-62-6026	-
	Carbide Tipped Slotting Chisel	Creates large openings in concrete and masonry repair work	1-1/4" x 8"	48-62-6029	-
	Ground Rod Driver	Drives common ground rods for electrical circuits into soft soil	5/8" x 10"	48-62-6031	-
	Mortar Scraper	Removes mortar between bricks, blocks, stones, and in corners and tight edges	9/16" x 7"	48-62-6035	-
	Precision Point	Cleans out concrete spillage from sleeves and pre-cast anchors	7"	48-62-6013	-
	Floor Scraper	Removes flooring such as linoleum and laminate	4" x 10"	48-62-6046	-
	Floor Scraper Replacement Blade Kit	Replacement blade and hardware for SDS Plus Floor Scraper	-	48-62-1915	-

SDS MAX CHISELS

Tip Type	Style	Application	Size	1 Pack	Bulk
	Bull Point	Starts a hole in concrete slabs, general chipping and breaking	12"	48-62-4075	48-62-4175 (25 pk)
			18"	48-62-4077	48-62-4177 (25 pk)
			24"	48-62-4062	-
	Flat Chisel	General chipping and breaking	1" x 12"	48-62-4079	48-62-4179 (25 pk)
			1" x 18"	48-62-4081	48-62-4181 (25 pk)
			1" x 24"	48-62-4064	-
	Scaling Chisel	Cleans concrete, scale, rust, cuts troughs and some asphalt	1-1/2" x 12"	48-62-4082	-
			2" x 12"	48-62-4085	48-62-4185 (25 pk)
			4-1/2" x 14"	48-62-4086	-
	Tile Chisel	Removes tiles, laminates and other composite materials, removes concrete spillage	3-1/4" x 12"	48-62-4088	-
	Brick Channel Chisel	Creates a channel to run conduit in block wall, wings aid in depth control	1-1/4" x 12"	48-62-4097	-
	Concrete Channel Chisel	Creates a channel to run conduit in concrete	1" x 12"	48-62-4098	-
	Bushing Tool	Removes excess concrete, produces exterior finish, roughens surface before surface coating	1-3/4" x 9-1/4"	48-62-4065	-
	Carbide Tipped Bushing Tool	Carbide provides longer life, removes excess concrete, produces exterior finish, roughens surface before surface coating	1-1/2" x 10"	48-62-4063	-
	Carbide Slotting Tool	Creates large openings in concrete in between holes	1-1/2" x 11"	48-62-4074	-
	Asphalt Cutter	Cuts asphalt or hard ground (DO NOT use for concrete)	5" x 16-1/2"	48-62-4066	-
	Clay Spade	Digging up clay, hard packed gravel and dirt	4-1/2" x 16-5/8"	48-62-4094	48-62-4194 (12 pk)
	Ground Rod Driver	Drives common ground rods for electrical circuits into soft soil	10" L - 1/2" and 5/8" Rod Dia.	48-62-4093	-
	Ground Rod Driver	Driving soft ground rods	10-1/2" L - 5/8" and 3/4" Rod Dia.	48-62-4091	-
	Tamper Shank	Used to mount tamper plate	12"	48-62-4092	-
	Tamper Plate	Compacts dirt, tamps asphalt	5" x 5"	48-62-3060	-

1-1/8" HEX CHISELS

1-1/8" HEX CHISELS

Tip Type	Style	Application	Size	Part No.
	Scaling Chisel	Cleans concrete, scale, rust, cuts troughs and some asphalt	3" x 20-1/2"	48-62-4010
	Moil Point	Starts holes in concrete slabs, general chipping and breaking	16"	48-62-4001
			20"	48-62-4000
	Narrow Chisel	General chipping and breaking	16"	48-62-4006
			20-1/2"	48-62-4005
	Asphalt Cutter	Cuts asphalt or hard ground (DO NOT use for concrete)	5" x 17-1/2"	48-62-4020
	Clay Spade	Digging up clay, hard packed gravel and dirt	5-1/2" x 20"	48-62-4030
	Ground Rod Driver	Driving soft ground rods	15-1/2"L x 3"	48-62-4045
	Spike & Pin Driver	Drives anchoring pins for concrete forms	14-1/2"	48-62-4040
	Tamper Shank	Used to mount tamper plate	6" x 6"	48-62-4060
	Tamper Plate	Compacts dirt, tamps asphalt (Use with 48-62-4060)	6" x 6"	48-62-4050
			8" x 8"	48-62-4055
	Tent Stake Driver – Head Only	Drives in large tent stakes (Use with 48-62-4060)	5-1/2" L / 3-1/2" OD / 2-3/4" ID	48-62-4061

PAIRS WITH



EQUIPMENT REDEFINED
TRADE FOCUSED
SYSTEM WIDE

MX FUEL™
BREAKER KIT
MXF368-1XC



MOST
PRODUCTIVE
LOWEST
VIBRATION

LIGHTEST
IN CLASS

2 TONS
PER
CHARGE

EXTENSIONS & ADAPTERS



PLUS-LOK™ SDS PLUS EXTENSIONS

Shank	Length	Part No.
PLUS-LOK™ SDS Plus Extension	12"	48-20-6940
PLUS-LOK™ SDS Plus Extension	18"	48-20-6945



MAX-LOK™ SDS MAX ADAPTERS



MAX-LOK™

Description	Part No.
MAX-LOK™ Connection, includes Grease	48-20-6950
MAX-LOK™ Replacement Grease	49-08-5385

EXTENSIONS & ADAPTERS

Shank	Length	Part No.
SDS Plus	12-1/2"	48-20-6980
SDS Plus	29-1/2"	48-20-6982
SDS Max	12-1/2"	48-20-6960
SDS Max	29-1/2"	48-20-6962
SDS Max	43"	48-20-6964

Shank	Length	Part No.
SDS Max	63"	48-20-6966
SDS Max	82-1/2"	48-20-6968
Spline	12-1/2"	48-20-6970
Spline	29-1/2"	48-20-6972
Spline	43"	48-20-6974



SDS PLUS REBAR CUTTERS

**TOUGHEST
IN REBAR**



**HAMMER
GUARD™**
PROTECTIVE SHANK



UP TO
3x
LIFE

UP TO
10x
FASTER

SDS PLUS REBAR CUTTERS

Diameter	Usable Length	Length	Part No.
3/8"	6"	8"	48-20-6700
3/8"	10"	12"	48-20-6701
1/2"	10"	12"	48-20-6707
1/2"	16"	18"	48-20-6708
9/16"	10"	12"	48-20-6710
5/8"	10"	12"	48-20-6713
5/8"	16"	18"	48-20-6714
11/16"	10"	12"	48-20-6716
3/4"	10"	12"	48-20-6721

Diameter	Usable Length	Length	Part No.
3/4"	16"	18"	48-20-6722
13/16"	10"	12"	48-20-6724
7/8"	10"	12"	48-20-6727
1"	10"	12"	48-20-6730
1-1/8"	10"	12"	48-20-6731
1-1/4"	10"	12"	48-20-6732
1-3/8"	10"	12"	48-20-6733
1-1/2"	10"	12"	48-20-6734

*Also available in straight shank

For Use In

REBAR



Not For Use In



Always consult with engineering before drilling through reinforcement.





DIAMOND ULTRA SEGMENTED BLADES
FASTEST CUTTING.
MAXIMUM RUN-TIME.

UP TO
2.5x
FASTER
CUTTING



75%
LONGER
RUN-TIME



EQUIPMENT REDEFINED
TRADE FOCUSED
SYSTEM WIDE



GENERAL PURPOSE DIAMOND BLADES

DIAMOND ULTRA

Size	Part No.	Tool Use
12"	49-93-7535	
14"	49-93-7540	



* Compared to other MILWAUKEE® Diamond Blades

DIAMOND PREMIUM

SEGMENTED



Size	Arbor	Part No.	Tool Use
4"	7/8", 20mm, 5/8"	49-93-7000	
4-1/2"	7/8", 20mm, 5/8"	49-93-7005	
7"	7/8", DM, 5/8"	49-93-7020	
9"	7/8", DM, 5/8"	49-93-7025	
12"	1", 20mm	49-93-7935	
14"	1", 20mm	49-93-7940	

TURBO



Size	Arbor	Part No.	Tool Use
4"	7/8", 20mm, 5/8"	49-93-8006	
4-1/2"	7/8", 20mm, 5/8"	49-93-8008	
7"	7/8", DM, 5/8"	49-93-8018	

DIAMOND

Size	Arbor	Part No.	Tool Use
12"	1", 20mm	49-93-7035	
14"	1", 20mm	49-93-7040	



DIAMOND UNIVERSAL

Size	Arbor	Part No.	Tool Use
4"	7/8", 20mm, 5/8"	49-93-7100	
4-1/2"	7/8", 20mm, 5/8"	49-93-7105	
7"	7/8", DM, 5/8"	49-93-7120	
9"	7/8", DM, 5/8"	49-93-7125	
12"	1", 20mm	49-93-7135	
14"	1", 20mm	49-93-7140	



* Compared to other MILWAUKEE® Diamond Blades

SPECIALTY DIAMOND BLADES

TUCK POINT

Size	Arbor	Part No.	Tool Use
4-1/2"	7/8", 5/8"	49-93-7405	



DUCTILE IRON

Size	Arbor	Part No.	Tool Use
12"	1", 20mm	49-93-7335	
14"	1", 20mm	49-93-7340	



ASPHALT & GREEN CONCRETE

Size	Arbor	Part No.	Tool Use
12"	1", 20mm	49-93-7235	
14"	1", 20mm	49-93-7240	





DIAMOND ULTRA WET CORE BITS

**FASTEST DRILLING.
MAXIMUM RUN-TIME.**



DIAMOND ULTRA WET CORE BITS

- 13" Drilling Depth
5/8" - 1-1/2"
- 16" Drilling Depth
2" - 14"



Size	Thread	Part No.
5/8"	5/8"-11	48-17-5006
3/4"	5/8"-11	48-17-5007
7/8"	5/8"-11	48-17-5009
1"	5/8"-11	48-17-5010
1-1/2"	5/8"-11	48-17-5015
2"	1-1/4"-7	48-17-5020

Size	Thread	Part No.
2-1/2"	1-1/4"-7	48-17-5025
3"	1-1/4"-7	48-17-5030
3-1/2"	1-1/4"-7	48-17-5035
4"	1-1/4"-7	48-17-5040
4-1/2"	1-1/4"-7	48-17-5045
5"	1-1/4"-7	48-17-5050

Size	Thread	Part No.
6"	1-1/4"-7	48-17-5060
8"	1-1/4"-7	48-17-5080
10"	1-1/4"-7	48-17-5100
12"	1-1/4"-7	48-17-5120
14"	1-1/4"-7	48-17-5140

DIAMOND ULTRA DRY CORE BITS

- 13" Drilling Depth
- Fastest Drilling. Maximum Run Time.



Size	Thread	Part No.
1-1/4"	1-1/4"-7	48-17-0112
2"	1-1/4"-7	48-17-0120
2-1/2"	1-1/4"-7	48-17-0125
3"	1-1/4"-7	48-17-0130

Size	Thread	Part No.
3-1/2"	1-1/4"-7	48-17-0135
4"	1-1/4"-7	48-17-0140
5"	1-1/4"-7	48-17-0150
6"	1-1/4"-7	48-17-0160

PREMIUM WET CORE BITS

- Long life in cured concrete with hard aggregate and medium steel reinforcement
- 15" Drilling Depth



Size	Thread	Part No.
3/4"	5/8"-11	48-17-3007
7/8"	5/8"-11	48-17-3009
1"	5/8"-11	48-17-3010
1-1/4"	5/8"-11	48-17-3012
1-1/2"	5/8"-11	48-17-3015
2"	1-1/4"-7	48-17-3020
2-1/2"	1-1/4"-7	48-17-3025
2-3/4"	1-1/4"-7	48-17-3027

Size	Thread	Part No.
3"	1-1/4"-7	48-17-3030
3-1/2"	1-1/4"-7	48-17-3035
4"	1-1/4"-7	48-17-3040
4-1/4"	1-1/4"-7	48-17-3042
4-1/2"	1-1/4"-7	48-17-3045
5"	1-1/4"-7	48-17-3050
6"	1-1/4"-7	48-17-3060
6-1/4"	1-1/4"-7	48-17-3062

Size	Thread	Part No.
7"	1-1/4"-7	48-17-3070
8"	1-1/4"-7	48-17-3080
9"	1-1/4"-7	48-17-3090
10"	1-1/4"-7	48-17-3100
12"	1-1/4"-7	48-17-3120
14"	1-1/4"-7	48-17-3140

WET CORE BITS

- Fast drilling in cured concrete with small diameter steel mesh and rebar
- 15" Drilling Depth



Size	Thread	Part No.
2"	1-1/4"-7	48-17-2020
2-1/2"	1-1/4"-7	48-17-2025
3"	1-1/4"-7	48-17-2030
3-1/2"	1-1/4"-7	48-17-2035
4"	1-1/4"-7	48-17-2040

Size	Thread	Part No.
4-1/4"	1-1/4"-7	48-17-2042
4-1/2"	1-1/4"-7	48-17-2045
5"	1-1/4"-7	48-17-2050
6"	1-1/4"-7	48-17-2060

PRE-STRESSED CONCRETE WET CORE BITS

- Designed specifically for the demands of drilling pre-stressed concrete
- 15" Drilling Depth



Size	Thread	Part No.
1"	5/8"-11	48-17-1010
1-1/2"	5/8"-11	48-17-1015
2"	1-1/4"-7	48-17-1020
2-1/2"	1-1/4"-7	48-17-1025
3"	1-1/4"-7	48-17-1030

Size	Thread	Part No.
3-1/2"	1-1/4"-7	48-17-1035
4"	1-1/4"-7	48-17-1040
4-1/2"	1-1/4"-7	48-17-1045
5"	1-1/4"-7	48-17-1050
6"	1-1/4"-7	48-17-1060

WET CORE BIT EXTENSIONS

- Designed to be used with MILWAUKEE® Diamond Premium Wet Core Bits
- Extends core bit drilling depth by 12"



Size	Thread	Part No.
1"	5/8"-11	48-17-4010
1-1/4"	5/8"-11	48-17-4012
1-1/2"	5/8"-11	48-17-4015
2"	1-1/4"-7	48-17-4020
2-1/2"	1-1/4"-7	48-17-4025
3"	1-1/4"-7	48-17-4030

Size	Thread	Part No.
3-1/2"	1-1/4"-7	48-17-4035
4"	1-1/4"-7	48-17-4040
4-1/4"	1-1/4"-7	48-17-4042
4-1/2"	1-1/4"-7	48-17-4045
5"	1-1/4"-7	48-17-4050



TORCH™

NITRUS CARBIDE



5X LIFE

VS. CARBIDE

CUTS THROUGH
CAST IRON
STAINLESS
BORON
ANGLE IRON
BLACK PIPE
AND MORE

THE TORCH™ w/ NITRUS CARBIDE™ SAWZALL® BLADES FOR CAST IRON

TPI	Length	Material	1 Pack	3 Pack	5 Pack
8	6"		48-00-5261	48-00-5361	48-00-5561
8	9"		48-00-5262	48-00-5362	48-00-5562
8	12"		48-00-5263	48-00-5363	48-00-5563

5X LIFE


VS. CARBIDE

THE TORCH™ w/ CARBIDE TEETH SAWZALL® BLADES FOR THICK METALS

TPI	Length	Material	1 Pack	3 Pack	5 Pack	25 Pack
8	6"		48-00-5201	48-00-5301	48-00-5501	48-00-8501
8	9"		48-00-5202	48-00-5302	48-00-5502	48-00-8502
8	12"		48-00-5203	48-00-5303	48-00-5503	–






THE TORCH™ BI-METAL SAWZALL® BLADES

TPI	Length	Material	5 Pack	25 Pack	Bulk 10	Bulk 25	Bulk 100
10	6"		48-00-5712	48-00-8712	–	48-01-2712	48-01-7712
10	9"		48-00-5713	48-00-8713	48-01-2703	48-01-2713	48-01-7713
10	12"		48-00-5714	–	–	48-01-2714	–
14	6"		48-00-5782	48-00-8782	48-01-2762	48-01-2782	48-01-7782
14	9"		48-00-5787	48-00-8787	48-01-2767	48-01-2787	48-01-7787
14	12"		48-00-5794	–	–	48-01-2794	–
18	6"		48-00-5784	48-00-8784	48-01-2764	48-01-2784	48-01-7784
18	9"		48-00-5788	48-00-8788	48-01-2768	48-01-2788	48-01-7788
18	12"		48-00-5789	48-00-8789	48-01-2769	48-01-2789	48-01-7789






THE AX™ w/ CARBIDE TEETH SAWZALL® BLADES FOR NAIL EMBEDDED WOOD

TPI	Length	Material	1 Pack	3 Pack	5 Pack	25 Pack
5	6"		48-00-5221	48-00-5321	48-00-5521	–
5	9"		48-00-5226	48-00-5326	48-00-5526	48-00-8526
5	12"		48-00-5227	48-00-5327	48-00-5527	–



THE AX™ BI-METAL SAWZALL® BLADES

TPI	Length	Material	5 Pack	25 Pack	Bulk 10	Bulk 25	Bulk 100
5	6"		48-00-5021	48-00-8021	48-01-2001	48-01-2021	48-01-7021
5	9"		48-00-5026	48-00-8026	48-01-2006	48-01-2026	48-01-7026
5	12"		48-00-5027	48-00-8027	48-01-2007	48-01-2027	48-01-7027





SHOCKWAVE IMPACT DUTY™ SOCKETS



BOLDEST, LONGEST LASTING MARKINGS.

AVAILABLE IN 1/4", 3/8", 1/2", 3/4" AND 1" DRIVE SIZES

SHOCKWAVE IMPACT DUTY™

SHOCKWAVE IMPACT DUTY™ 3/8" DRIVE SOCKETS



Part No.	Description	Drive Size	Set or OS
49-66-6100	1/4" SHOCKWAVE Impact Duty™ 3/8" Drive 6 Point Standard Socket	3/8"	OS
49-66-6101	9/32" SHOCKWAVE Impact Duty™ 3/8" Drive 6 Point Standard Socket	3/8"	OS
49-66-6102	5/16" SHOCKWAVE Impact Duty™ 3/8" Drive 6 Point Standard Socket	3/8"	OS
49-66-6103	11/32" SHOCKWAVE Impact Duty™ 3/8" Drive 6 Point Standard Socket	3/8"	OS
49-66-6104	3/8" SHOCKWAVE Impact Duty™ 3/8" Drive 6 Point Standard Socket	3/8"	OS
49-66-6105	7/16" SHOCKWAVE Impact Duty™ 3/8" Drive 6 Point Standard Socket	3/8"	OS
49-66-6106	1/2" SHOCKWAVE Impact Duty™ 3/8" Drive 6 Point Standard Socket	3/8"	OS
49-66-6107	9/16" SHOCKWAVE Impact Duty™ 3/8" Drive 6 Point Standard Socket	3/8"	OS
49-66-6108	5/8" SHOCKWAVE Impact Duty™ 3/8" Drive 6 Point Standard Socket	3/8"	OS
49-66-6109	11/16" SHOCKWAVE Impact Duty™ 3/8" Drive 6 Point Standard Socket	3/8"	OS
49-66-6110	3/4" SHOCKWAVE Impact Duty™ 3/8" Drive 6 Point Standard Socket	3/8"	OS
49-66-6111	13/16" SHOCKWAVE Impact Duty™ 3/8" Drive 6 Point Standard Socket	3/8"	OS
49-66-6112	7/8" SHOCKWAVE Impact Duty™ 3/8" Drive 6 Point Standard Socket	3/8"	OS

Part No.	Description	Drive Size	Set or OS
49-66-6113	15/16" SHOCKWAVE Impact Duty™ 3/8" Drive 6 Point Standard Socket	3/8"	OS
49-66-6114	1" SHOCKWAVE Impact Duty™ 3/8" Drive 6 Point Standard Socket	3/8"	OS
49-66-6115	1/4" SHOCKWAVE Impact Duty™ 3/8" Drive 6 Point Deep Socket	3/8"	OS
49-66-6116	9/32" SHOCKWAVE Impact Duty™ 3/8" Drive 6 Point Deep Socket	3/8"	OS
49-66-6117	5/16" SHOCKWAVE Impact Duty™ 3/8" Drive 6 Point Deep Socket	3/8"	OS
49-66-6118	11/32" SHOCKWAVE Impact Duty™ 3/8" Drive 6 Point Deep Socket	3/8"	OS
49-66-6119	3/8" SHOCKWAVE Impact Duty™ 3/8" Drive 6 Point Deep Socket	3/8"	OS
49-66-6120	7/16" SHOCKWAVE Impact Duty™ 3/8" Drive 6 Point Deep Socket	3/8"	OS
49-66-6121	1/2" SHOCKWAVE Impact Duty™ 3/8" Drive 6 Point Deep Socket	3/8"	OS
49-66-6122	9/16" SHOCKWAVE Impact Duty™ 3/8" Drive 6 Point Deep Socket	3/8"	OS
49-66-6123	5/8" SHOCKWAVE Impact Duty™ 3/8" Drive 6 Point Deep Socket	3/8"	OS
49-66-6124	11/16" SHOCKWAVE Impact Duty™ 3/8" Drive 6 Point Deep Socket	3/8"	OS
49-66-6125	3/4" SHOCKWAVE Impact Duty™ 3/8" Drive 6 Point Deep Socket	3/8"	OS

SHOCKWAVE IMPACT DUTY™ 3/8" DRIVE SOCKETS CONT'D



Part No.	Description	Drive Size	Set or OS
49-66-6126	13/16" SHOCKWAVE Impact Duty™ 3/8" Drive 6 Point Deep Socket	3/8"	OS
49-66-6127	7/8" SHOCKWAVE Impact Duty™ 3/8" Drive 6 Point Deep Socket	3/8"	OS
49-66-6128	15/16" SHOCKWAVE Impact Duty™ 3/8" Drive 6 Point Deep Socket	3/8"	OS
49-66-6129	1" SHOCKWAVE Impact Duty™ 3/8" Drive 6 Point Deep Socket	3/8"	OS
49-66-7005	12 Pc SHOCKWAVE Impact Duty™ 3/8" Drive SAE 6 Point Standard Socket Set	3/8"	SET

Part No.	Description	Drive Size	Set or OS
49-66-7006	12 Pc SHOCKWAVE Impact Duty™ 3/8" Drive SAE 6 Point Deep Socket Set	3/8"	SET
49-66-6800	17 Pc SHOCKWAVE Impact Duty™ 3/8" Drive SAE 6 Point Deep Socket Set w/ PACKOUT™	3/8"	SET
49-66-6801	19 Pc SHOCKWAVE Impact Duty™ 3/8" Drive Metric 6 Point Deep Socket Set w/ PACKOUT™	3/8"	SET
49-66-6805	36 Pc SHOCKWAVE Impact Duty™ 3/8" Drive Metric & SAE 6 Point Deep Socket Set w/ PACKOUT™	3/8"	SET

SHOCKWAVE IMPACT DUTY™ 1/2" DRIVE SOCKETS



Part No.	Description	Drive Size	Set or OS
49-66-6200	3/8" SHOCKWAVE Impact Duty™ 1/2" Drive 6 Point Standard Socket	1/2"	OS
49-66-6201	7/16" SHOCKWAVE Impact Duty™ 1/2" Drive 6 Point Standard Socket	1/2"	OS
49-66-6202	1/2" SHOCKWAVE Impact Duty™ 1/2" Drive 6 Point Standard Socket	1/2"	OS
49-66-6203	9/16" SHOCKWAVE Impact Duty™ 1/2" Drive 6 Point Standard Socket	1/2"	OS
49-66-6204	5/8" SHOCKWAVE Impact Duty™ 1/2" Drive 6 Point Standard Socket	1/2"	OS
49-66-6205	11/16" SHOCKWAVE Impact Duty™ 1/2" Drive 6 Point Standard Socket	1/2"	OS
49-66-6206	3/4" SHOCKWAVE Impact Duty™ 1/2" Drive 6 Point Standard Socket	1/2"	OS
49-66-6207	13/16" SHOCKWAVE Impact Duty™ 1/2" Drive 6 Point Standard Socket	1/2"	OS
49-66-6208	7/8" SHOCKWAVE Impact Duty™ 1/2" Drive 6 Point Standard Socket	1/2"	OS
49-66-6209	15/16" SHOCKWAVE Impact Duty™ 1/2" Drive 6 Point Standard Socket	1/2"	OS
49-66-6210	1" SHOCKWAVE Impact Duty™ 1/2" Drive 6 Point Standard Socket	1/2"	OS
49-66-6211	1-1/16" SHOCKWAVE Impact Duty™ 1/2" Drive 6 Point Standard Socket	1/2"	OS
49-66-6212	1-1/8" SHOCKWAVE Impact Duty™ 1/2" Drive 6 Point Standard Socket	1/2"	OS
49-66-6213	1-3/16" SHOCKWAVE Impact Duty™ 1/2" Drive 6 Point Standard Socket	1/2"	OS
49-66-6214	1-1/4" SHOCKWAVE Impact Duty™ 1/2" Drive 6 Point Standard Socket	1/2"	OS
49-66-6215	1-5/16" SHOCKWAVE Impact Duty™ 1/2" Drive 6 Point Standard Socket	1/2"	OS
49-66-6216	1-3/8" SHOCKWAVE Impact Duty™ 1/2" Drive 6 Point Standard Socket	1/2"	OS
49-66-6217	1-7/16" SHOCKWAVE Impact Duty™ 1/2" Drive 6 Point Standard Socket	1/2"	OS
49-66-6218	1-1/2" SHOCKWAVE Impact Duty™ 1/2" Drive 6 Point Standard Socket	1/2"	OS
49-66-6219	1-9/16" SHOCKWAVE Impact Duty™ 1/2" Drive 6 Point Standard Socket	1/2"	OS
49-66-6220	3/8" SHOCKWAVE Impact Duty™ 1/2" Drive 6 Point Deep Socket	1/2"	OS
49-66-6221	7/16" SHOCKWAVE Impact Duty™ 1/2" Drive 6 Point Deep Socket	1/2"	OS
49-66-6222	1/2" SHOCKWAVE Impact Duty™ 1/2" Drive 6 Point Deep Socket	1/2"	OS
49-66-6223	9/16" SHOCKWAVE Impact Duty™ 1/2" Drive 6 Point Deep Socket	1/2"	OS

Part No.	Description	Drive Size	Set or OS
49-66-6224	5/8" SHOCKWAVE Impact Duty™ 1/2" Drive 6 Point Deep Socket	1/2"	OS
49-66-6225	11/16" SHOCKWAVE Impact Duty™ 1/2" Drive 6 Point Deep Socket	1/2"	OS
49-66-6226	3/4" SHOCKWAVE Impact Duty™ 1/2" Drive 6 Point Deep Socket	1/2"	OS
49-66-6227	13/16" SHOCKWAVE Impact Duty™ 1/2" Drive 6 Point Deep Socket	1/2"	OS
49-66-6228	7/8" SHOCKWAVE Impact Duty™ 1/2" Drive 6 Point Deep Socket	1/2"	OS
49-66-6229	15/16" SHOCKWAVE Impact Duty™ 1/2" Drive 6 Point Deep Socket	1/2"	OS
49-66-6230	1" SHOCKWAVE Impact Duty™ 1/2" Drive 6 Point Deep Socket	1/2"	OS
49-66-6231	1-1/16" SHOCKWAVE Impact Duty™ 1/2" Drive 6 Point Deep Socket	1/2"	OS
49-66-6232	1-1/8" SHOCKWAVE Impact Duty™ 1/2" Drive 6 Point Deep Socket	1/2"	OS
49-66-6233	1-3/16" SHOCKWAVE Impact Duty™ 1/2" Drive 6 Point Deep Socket	1/2"	OS
49-66-6234	1-1/4" SHOCKWAVE Impact Duty™ 1/2" Drive 6 Point Deep Socket	1/2"	OS
49-66-6235	1-5/16" SHOCKWAVE Impact Duty™ 1/2" Drive 6 Point Deep Socket	1/2"	OS
49-66-6236	1-3/8" SHOCKWAVE Impact Duty™ 1/2" Drive 6 Point Deep Socket	1/2"	OS
49-66-6237	1-7/16" SHOCKWAVE Impact Duty™ 1/2" Drive 6 Point Deep Socket	1/2"	OS
49-66-6238	1-1/2" SHOCKWAVE Impact Duty™ 1/2" Drive 6 Point Deep Socket	1/2"	OS
49-66-6239	1-9/16" SHOCKWAVE Impact Duty™ 1/2" Drive 6 Point Deep Socket	1/2"	OS
49-66-7010	12 Pc SHOCKWAVE Impact Duty™ 1/2" Drive SAE 6 Point Standard Socket Set	1/2"	SET
49-66-7011	12 Pc SHOCKWAVE Impact Duty™ 1/2" Drive SAE 6 Point Deep Socket Set	1/2"	SET
49-66-7012	19 Pc SHOCKWAVE Impact Duty™ 1/2" Drive SAE 6 Point Deep Socket Set	1/2"	SET
49-66-6802	15 Pc SHOCKWAVE Impact Duty™ 1/2" Drive SAE 6 Point Deep Socket Set w/ PACKOUT™	1/2"	SET
49-66-6803	16 Pc SHOCKWAVE Impact Duty™ 1/2" Drive Metric 6 Point Deep Socket Set w/ PACKOUT™	1/2"	SET
49-66-6804	27 Pc SHOCKWAVE Impact Duty™ 1/2" Drive Metric & SAE 6 Point Deep Socket Set w/ PACKOUT™	1/2"	SET
49-66-6806	31 Pc SHOCKWAVE Impact Duty™ 1/2" Drive Metric & SAE 6 Point Deep Socket Set w/ PACKOUT™	1/2"	SET



PACKOUT™

**MOST VERSATILE
DURABLE**
MODULAR STORAGE SYSTEM



SITE



TRANSIT



SHOP



**BUILD
YOUR SYSTEM**



PACKOUT™ MODULAR STORAGE SYSTEM



48-22-8426
PACKOUT™ Rolling Tool Box



48-22-8415
PACKOUT™ 2-Wheel Cart



48-22-8428
PACKOUT™ Rolling Tool Chest



48-22-8410
PACKOUT™ Dolly



48-22-8429
PACKOUT™ XL Tool Box



48-22-8425
PACKOUT™ Large Tool Box



48-22-8424
PACKOUT™ Tool Box



48-22-8450
PACKOUT™ Tool Case
w/ Customizable Insert



48-22-8445
PACKOUT™ Cabinet



48-22-8442
PACKOUT™ 2-Drawer Tool Box



48-22-8443
PACKOUT™ 3-Drawer Tool Box



48-22-8440
PACKOUT™ Crate



48-22-8422
PACKOUT™ Compact Tool Box



48-22-8460
PACKOUT™ 16oz Compact Cooler



48-22-8045
PACKOUT™ Tool Tray



48-22-8432
PACKOUT™ Deep Organizer



48-22-8430
PACKOUT™ Organizer



48-22-8435
PACKOUT™ Compact Organizer

PACKOUT™ MODULAR STORAGE SYSTEM CONT'D



48-22-8431
PACKOUT™ Low-Profile Organizer



48-22-8436
PACKOUT™ Low-Profile Compact Organizer



48-22-8310
PACKOUT™ 10" Tote



48-22-8315
PACKOUT™ 15" Tote



48-22-8320
PACKOUT™ 20" Tote



48-22-8321
PACKOUT™ 15" Tool Bag



48-22-8322
PACKOUT™ 20" Tool Bag



48-22-8302
PACKOUT™ Cooler



48-22-8462
PACKOUT™ 40qt XL Cooler



48-22-8301
PACKOUT™ Backpack



48-22-8300
PACKOUT™ Tech Bag



48-22-8487
PACKOUT™ Large Wall Plate



48-22-8486
PACKOUT™ Compact Wall Plate



48-22-8488
PACKOUT™ Customizable Work Top



48-22-8480
PACKOUT™ Racking Kit



48-22-8481
PACKOUT™ Racking Shelf



48-22-8485
PACKOUT™ Mounting Plate



48-22-8330
PACKOUT™ 9" Straight Hook



48-22-8331
PACKOUT™ 6" Curved Hook



48-22-8332
PACKOUT™ Wide Hook



48-22-8333
PACKOUT™ 4" S-Hook



48-22-8334
PACKOUT™ 4" Straight Hook



48-22-8335
PACKOUT™ 3" Curved Hook



48-22-8343
PACKOUT™ Tool Station



48-22-8349
PACKOUT™ Long Handle Tool Rack



48-22-8339
PACKOUT™ M18™ Battery Rack



48-22-8338
PACKOUT™ M12™ Battery Rack



48-22-8340
PACKOUT™ Tool Rack



48-22-8341
PACKOUT™ Screwdriver Rack



48-22-8337
PACKOUT™ Roll Holder



48-22-8347
PACKOUT™ Compact Shelf



48-22-8336
PACKOUT™ Organizer Cup



NEW
RAPIDCHARGER
48-59-1809
M18™ PACKOUT™ Six Bay Rapid Charger



M18 FUEL
0970-20
PACKOUT™ 2.5 Gal Wet/Dry Vacuum



2357-20
M18™ PACKOUT™ Light/Charger



2950-20
M18™ PACKOUT™ Radio + Charger



STAY SAFE. STAY PRODUCTIVE.



MILWAUKEE® has taken the time to understand users' needs and develop personal protective equipment from the ground up, delivering hard hats that allow users to adapt to each job and safety glasses that can be worn all day with lasting, fog-free lenses. MILWAUKEE® is focused on creating innovative PPE solutions that won't slow users down, helping them STAY SAFE. STAY PRODUCTIVE.™



BOLT™ ANSI RATED SAFETY HELMETS



Part No.	Description
48-73-1300	White Vented Safety Helmet – Type II, Class C

Part No.	Description
48-73-1320	White Front Brim Vented Safety Helmet – Type II, Class C

Additional colours and styles available

HARD HATS



Part No.	Description
48-73-1220	White Front Brim Vented Hard Hat w/ 6pt Ratcheting Suspension – Type I, Class C
48-73-1221	White Full Brim Vented Hard Hat w/ 6pt Ratcheting Suspension – Type I, Class C

Part No.	Description
48-73-1200	Yellow Front Brim Vented Hard Hat w/ 4pt Ratcheting Suspension – Type I Class C
48-73-1201	Yellow Full Brim Vented Hard Hat w/ 4pt Ratcheting Suspension – Type I Class C

Additional colours and styles available

EYE AND FACE PROTECTION



Part No.	Description
48-73-1410	BOLT™ Eye Visor – Clear Dual Coat Lens*
48-73-1411	BOLT™ Eye Visor – Clear Dual Coat Lens†
48-73-1415	BOLT™ Eye Visor – Tinted Dual Coat Lens*
48-73-1416	BOLT™ Eye Visor – Tinted Dual Coat Lens†
48-73-1420	BOLT™ Full Face Shield – Clear Dual Coat Lens*

Part No.	Description
48-73-1421	BOLT™ Full Face Shield – Clear Dual Coat Lens (No Brim)**
48-73-1425	BOLT™ Full Face Shield – Gray Dual Coat Lens*
48-73-1426	BOLT™ Full Face Shield – Gray Dual Coat Lens (No Brim)**
48-73-1430	BOLT™ Full Face Shield – Metal Mesh*
48-73-1431	BOLT™ Full Face Shield – Metal Mesh (No Brim)**

*Compatible with MILWAUKEE® Safety Helmets and Hard Hats **Compatible with MILWAUKEE® Safety Helmets [No Brim] †Compatible with MILWAUKEE® Safety Helmets

SUN PROTECTION



Part No.	Description
48-73-1070	BOLT™ Sunshade
48-73-1072	BOLT™ Sun Visor w/ Sunshade

Part No.	Description
48-73-1073	BOLT™ Sun Visor

EARMUFFS



Part No.	Description
48-73-3250	BOLT™ 24 dB Earmuffs

Part No.	Description
48-73-3251	BOLT™ 26 dB Earmuffs

SAFETY GLASSES



Part No.	Description
48-73-2045	Performance Safety Glasses w/ Gasket – Polarized Fog-Free Lenses
48-73-2020	Performance Safety Glasses – Clear Fog-Free Lenses
48-73-2010	Safety Glasses – Clear Anti-Scratch Lenses

Part No.	Description
48-73-2105	Safety Glasses – Gray Anti-Scratch Lenses
48-73-2012	Safety Glasses – Clear Fog-Free Lenses
48-73-2017	Safety Glasses – Tinted Fog-Free Lenses

Bag packaging available

PERSONAL PROTECTIVE EQUIPMENT

RESPIRATORS



Part No.	Description
48-73-4001	1PK N95 Valved Respirator w/ Gasket
48-73-4004	10PK N95 Valved Respirator w/ Gasket
48-73-4011	1PK N95 Valved Respirator

Part No.	Description
48-73-4014	10PK N95 Valved Respirator
48-73-4031	1PK N95 Respirator
48-73-4034	10PK N95 Respirator

HEARING PROTECTION



Part No.	Description
48-73-3201	Banded Ear Plugs
48-73-3001	10 Pairs Ear Plugs

Part No.	Description
48-73-3151	3 Pairs Reusable Corded Ear Plugs
48-73-3006	100 Pair Ear Plugs

GLOVES



Part No.	Description
48-73-7002	High-Dexterity Cut Level 6 Nitrile Dipped Gloves – L
48-73-7012	High-Dexterity Cut Level 7 Nitrile Dipped Gloves – L
48-73-7022	High-Dexterity Cut Level 8 Nitrile Dipped Gloves – L
48-73-7032	High-Dexterity Cut Level 9 Nitrile Dipped Gloves – L
48-22-8902	Cut Level 1 Nitrile Dipped Gloves – L
48-22-8927	Cut Level 2 Nitrile Dipped Gloves – L
48-22-8932	Cut Level 3 Nitrile Dipped Gloves – L
48-22-8947	Cut Level 4 Nitrile Dipped Gloves – L

Part No.	Description
48-22-8952	Cut Level 5 Nitrile Dipped Gloves – L
48-22-8772	Impact Cut Level 3 Goatskin Leather Gloves – L
48-22-8782	Impact Cut Level 5 Goatskin Leather Gloves – L
48-22-8912	Cut Level 1 Winter Dipped Gloves – L
48-73-7922	Cut Level 2 Winter Dipped Gloves - L
48-22-8922	Cut Level 3 Winter Dipped Gloves – L
48-73-7942	Cut Level 4 Winter Dipped Gloves - L
48-73-7952	Cut Level 5 Winter Dipped Gloves - L

Additional styles and sizes available

PROTECTIVE SLEEVES



Part No.	Description
48-73-9030	Cut Level 3 Protective Sleeves – 16"

Part No.	Description
48-73-9050	Cut Level 5 Protective Sleeves – 16"

SAFETY VESTS



Part No.	Description
48-73-5042	Class 2 Performance Safety Vest Yellow – L/XL
48-73-5022	Class 2 Safety Vest Yellow – L/XL

Part No.	Description
48-73-5112	Class 2 Mesh Safety Vest Yellow – L/XL

Additional styles and sizes available

KNEE PADS



Part No.	Description
48-73-6051	Stabilizer Performance Knee Pads
48-73-6030	Performance Knee Pads

Part No.	Description
48-73-6010	Hard Cap Gel Knee Pads
48-73-6000	Free-Flex Knee Pads

LANYARDS



Part No.	Description
48-22-8810	10 lbs 36" Locking Tool Lanyard
48-22-8811	10 lbs 54" Extended Reach Locking Tool Lanyard
48-22-8812	10 lbs 72" Extended Reach Locking Tool Lanyard
48-22-8815	15 lbs 36" Locking Tool Lanyard

Part No.	Description
48-22-8816	15 lbs 54" Extended Reach Locking Tool Lanyard
48-22-8817	15 lbs 72" Extended Reach Locking Tool Lanyard
48-22-8850	35 lbs 36" Locking Tool Lanyard
48-22-8855	50 lbs Anchor Strap



FACTORY SERVICE

INDUSTRY'S BEST COVERAGE

SPEED | ACCESSIBILITY | WARRANTY



10

FACTORY SERVICE CENTRES

SPEED

Fast, Efficient Repairs for All Users

- The most flexible and efficient service network in the industry ensures consistent turnaround times, no-matter the size of the user
- Targeted programming to help with efficiency

**INSTANT REPAIRS**

ACCESSIBILITY

Hundreds of Convenient Service Locations Across Canada

- 10 Milwaukee Owned Factory Service Centres
- 130 Authorized Service Centres
- Red Bin tote programs for large end-user needs

FASTEST TURN AROUND TIMES

5 DAY
 TURNAROUND

ZERO
 DOWNTIME
ROTARY HAMMER PROGRAM

WARRANTY

Best Warranty in the Industry

**POWER TOOLS****XC & HD BATTERIES****CP BATTERIES****LIFESTYLE****AUTOMOTIVE HAND TOOLS****HAND TOOLS**

TOOL REPAIR OPTIONS

1



eSERVICE

The 24/7 solution for quick, convenient repairs; best for smaller tool quantities

SUBMIT INFO



Fill out tool and user information at milwaukeetool.ca/eservice

PRINT LABEL



Print a free FedEx shipping label for the Milwaukee Tool repair facility

GET TOOL



Your repaired tool will be returned directly to you – no need to pick it up

2

FACTORY SERVICE CENTERS

- Fast turnaround: get your tool back in 7 – 10 days
- Repairs under warranty are covered at no charge
- Repairs performed by factory-trained technicians are done using only genuine MILWAUKEE® parts



3

AUTHORIZED SERVICE CENTERS

- Hundreds of locations throughout the U.S.
- Repairs under warranty are covered at no charge
- Repairs performed by factory-trained technicians using only genuine MILWAUKEE® parts
- For Authorized Service Center locations, refer to milwaukeetool.ca/Support/Find-a-Service-Centre

IS MY TOOL COVERED UNDER WARRANTY?

YES	NO
<p>WARRANTY SERVICE:</p> <ul style="list-style-type: none"> ▪ Free repairs or replacements for MILWAUKEE® products defective in material or workmanship ▪ Qualifying products must be within their specific warranty period 	<p>LIGHTNING MAX REPAIR:</p> <p>Speed: Repairs in 7 – 10 days</p> <p>Pay Less Not More: Guaranteed to never pay more than the quoted Lightning Max Repair price</p> <p>Reliability: All repairs are serviced by experienced, certified factory technicians</p> <p>Quality: Only genuine MILWAUKEE® parts used</p>



Lined writing area consisting of 28 horizontal lines.





A series of 15 horizontal grey lines for writing.



A series of 15 horizontal grey lines for writing.



A series of 3 horizontal grey lines for writing.



Nothing but **HEAVY DUTY.**®